

# ATRIA 10

SPECIFICATION SHEET  
STANDARD

## POWERFUL COLOR CHANGING CYLINDER

### Housing

Diameter : Ø9.4" | Height : 20.5" | Weight : 30 lbs

### Material

Housing : High Pressure Die-Cast Aluminum

Optics : Metal Reflector

### Power Input

80W, 110W, 140W, 180W, 220W | 120-277V

### Lumen Output

9,720 lm (80W), 12,635 lm (110W), 16,450 lm (140W)

21,205 lm (180W), 24,870 lm (220W)

### Dimming

Standard 0-10V : Dims to 10%

Superior 0-10V : Dim to 1 %

DMX : High resolution dims to 0.1% (Supports ANSI E1.20 RDM protocol)

TRC : Line-voltage phase control, dims to 1% (120V only)

DALI : Dims to 10%

### Color Quality

CRI 85, CRI 93

### Rated Life

> 100,000 Hours (L70)

### Finish



Black



White

### Color Temperature



2700K



3000K



3500K



4000K

### Optics



30°



45°



55°



Wide

### Mounting



Stem  
Mount



Adjustable  
Cable



Wall  
Mount



Yoke  
Mount

### Warranty

5 Year limited warranty

### Listing



Not all Atria 10 are DLC qualified.  
For all qualified products  
Please visit: [www.designlights.org/qpl](http://www.designlights.org/qpl)

Masterfully engineered and  
aesthetically refined.

The Atria 10 cylinder boasts one of the highest delivered lumens packages in the market, in the market with up to 24,870 delivered lumens. The cylinder is compatible with our Archi-Color™ color-changing technologies, as well as being wet location rated. Specified in convention centers, performance venues, and high ceiling spaces that need a quiet design but a lot of light.



METEOR

[meteor-lighting.com](http://meteor-lighting.com)

## SPECIFICATION SHEET / STANDARD

## ATRIA 10

POWERFUL HIGH CEILING CYLINDER  
WITH 25,000 LUMEN PACKAGE

METEOR

## SPECIFICATION

PROJECT NAME

DATE

CATALOG #

QUANTITY

The product configurator function on this page works only with the latest version of Chrome or Adobe Acrobat Reader.

AS10	MODEL	ATRIA 10		
	WATTAGE	80 80W 180 180W	110 110W 220 220W	140 140W
	CCT / CRI	278 2700K / CRI 85 309 3000K / CRI 93 408 4000K / CRI 85	279 2700K / CRI 93 358 3500K / CRI 85	308 3000K / CRI 85 359 3500K / CRI 93
UNV	VOLTAGE	UNV 120 – 277V		
	DIMMING	STV Standard 0-10V dims to 10% DMXR DMX dims to 0.1% (RJ45 Sockets)	SPV Superior 0-10V dims to 1% TRC <sup>1</sup> Line-voltage phase control, dims to 1%	DMX DMX dims to 0.1% (XLR Sockets) DALI DALI dims to 10%
	BEAM ANGLE	30 30° WD <sup>2</sup> Wide	45 45°	55 55°
	FINISH	BLK Black	WHT White	
	MOUNTING	ST2 Stem 2ft SAD10 Sloped Adjustable Cable 10ft	ST4 Stem 4ft WLM <sup>3</sup> Wall Mount	AD10 Adjustable Cable 10ft YKM Yoke Mount
	ACCESSORIES	SPD <sup>4</sup> Surge Protector CT <sup>6</sup> Conduit Mount AWN <sup>8,10</sup> Lutron Athena Wireless Node Canopy	HC <sup>5</sup> Honeycomb Louver FCS <sup>7</sup> Field Cut Stem Adapter Kit NX <sup>9,10</sup> NX Radio Module Standalone Module	EMP Remote Emergency Pack AWN <sup>8,10</sup> Lutron Athena Wireless Node Standalone Module NXC <sup>9,10</sup> NX Radio Module Canopy

<sup>1</sup> Option is only compatible with 120V and not compatible with 180W, 220W<sup>2</sup> Please factor in change in lumen output of -20% with WD<sup>3</sup> Wall Mount DMX wiring is through 3 DMX Positive / Negative / Common wires<sup>4</sup> Surge protector for up to 10KV. Applicable for unstable mains or facilities using high power machineries<sup>5</sup> Please factor in change in lumen output of 30%<sup>6</sup> Option is not compatible with YKM, WLM<sup>7</sup> Option is not compatible with outdoor or natatorium configurations<sup>8</sup> Option is only compatible with STV, SPV, DALI<sup>9</sup> Option is only compatible with STV, SPV<sup>10</sup> Option is not compatible with WLM, YKM

**TECHNICAL DETAILS****Electrical**

- 9,720 lm (80W), 12,635 lm (110W), 16,450 lm (140W)
- 21,205 lm (180W), 24,870 lm (220W)
- Power Input : Universal (120-277V)
- Operating Temperature : -13°F~112°F
- Surge Protection : Built-in is 4kV
- Remote Emergency Pack : Philips Bodine BSL20B2UEK55C111
- Power Factor Greater than 0.9

**LED Features**

- Color Temperature : 2700K, 3000K, 3500K, 4000K
- CRI 85, CRI 93
- Long lasting LED luminaire tested under TM21 lumen maintenance L70 @ 100,000 Hrs
- Lumen Maintenance > 0.90 at 60,000 hours

**Optics**

- Precision molded high transmittance clear PC lens
- Beam Angle : 30°, 45°, 55°, WD

**Advanced Dimming**

- Proprietary VX Driver™ is incorporated to all dimming options for video flicker-free lighting
- Standard 0-10V : Dims to 10%
- Superior 0-10V : Dims to 1%
- DMX : High resolution dims to 0.1% (Supports ANSI E1.20 RDM protocol)
- TRC : Line-voltage phase control, dims to 1% (120V only)
- DALI : Dims to 10%

**Housing**

- Diameter : Ø9.4"
- Height : 20.5"
- Material : High Pressure Die-Cast Aluminum, Metal Reflector
- Weight : 30 lbs

**Mounting**

- Stem 2ft or 4ft; 45° Swivel Canopy Included
- Adjustable Cable 10ft
- Sloped Adjustable Cable 10ft
- Wall Mount
- Yoke Mount

**Warranty**

- 5-year limited warranty

**Listing**

- ETL Damp Location Listed
- CE
- UKCA
- FCC
- DLC Listed

**PERFORMANCE SUMMARY\***

Delivered Lumens				
CCT/WATTAGE	2700K	3000K	3500K	4000K
80W	8,455lm	9,040lm	9,380lm	9,720lm
110W	10,990lm	11,750lm	12,190lm	12,635lm
140W	14,310lm	15,310lm	15,880lm	16,450lm
180W	18,970lm	20,090lm	20,645lm	21,205lm
220W	22,250lm	23,560lm	24,210lm	24,870lm

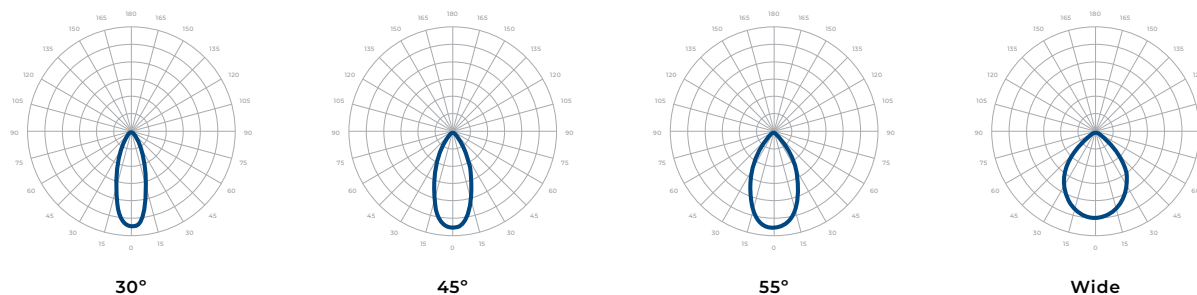
\*CRI 85 / Beam Angle: 30° \*Tolerance ±8%

Current Consumption		
WATTAGE / VOLT	120V	277V
80W	0.73A	0.32A
110W	1.01A	0.44A
140W	1.28A	0.56A
180W	1.65A	0.71A
220W	2.02A	0.87A

Emergency Pack Lumen Output Table			
CCT	2700K	3000K	4000K
LUMEN	1,640lm	1,760lm	1,890lm

## PHOTOMETRICS

Below is a typical photometric representation of the Atria 10 fixture. Please download IES files to ensure exact photometric value.

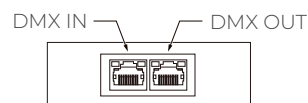


## DMX REQUIREMENTS

The Atria 10 fixture with DMX is a **single channel dmx** unit. When placing an order, please indicate DMX address. (The DMX address will be listed on the back of the fixture). Do not connect more than 32 fixtures per DMX daisy chain.

The fixture can be connected with RJ45 or XLR sockets. DMX cables **are not** included; please refer to compatible DMX cabling list for more information. The final fixture on each daisy chain should be terminated by the use of a DMX terminator purchased from a 3rd party or from Meteor.

CONNECTION	RJ45 (CAT5e)	5-PIN XLR
Common	WHITE/BROWN(PIN7) & BROWN (PIN 8)	PIN 1
Signal -	ORANGE (PIN 2)	PIN 2
Signal +	WHITE/ORANGE (PIN 1)	PIN 3
Spare	-	PIN 4
Spare	-	PIN 5



**RJ45 Sockets**



**XLR Sockets**

## COMPATIBLE DMX CABLING LIST

DMX uses a cable consisting of two twisted pairs plus a shield to carry data. The cable must be specifically impedance matched for the digital DMX signal, meaning that microphone cable or other non-rated cable **must not be used to carry DMX**. Network cable (Cat5, 5e or 6 cable) may be used to carry DMX in an installation; however special consideration must be given to shielding and termination. Under no circumstances should solid core cable like Cat5 be terminated into a screw down connector.

Meteor recommends the use of Belden 9729 or Belden 9841 for DMX installation. Belden 9729/9841 is a shielded twisted pair cable, which allows for a spare pair for 'out and back' type terminations if needed.

## SPECIFICATION SHEET / STANDARD

# ATRIA 10

POWERFUL HIGH CEILING CYLINDER  
WITH 25,000 LUMEN PACKAGE

# METEOR

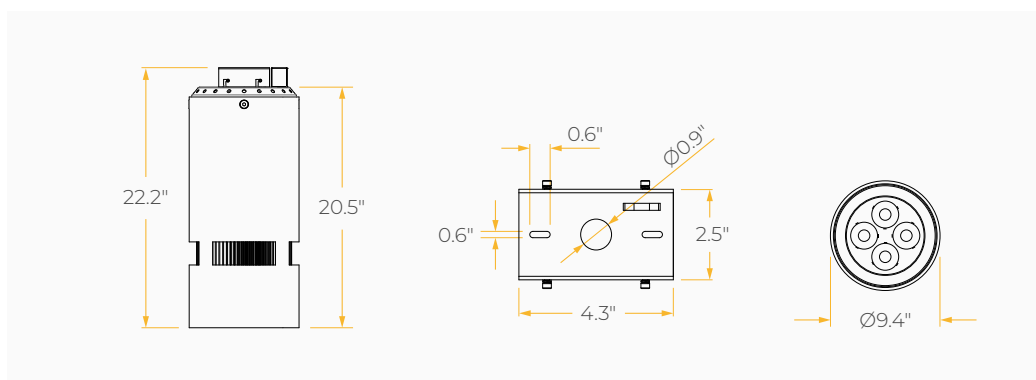
## COMPATIBLE LDE1 DIMMER LIST

LUTRON PART NO.						
RMJ-ECO32-DV-B	FCJ/FCJS-ECO	QSN-1ECO-S	QSN-2ECO-S	QSGRJ-_E	QSGR-_E	QP2-__ 2C
QP2-__ 4C	QP2-__ 6C	QP2-__ 8C	LQSE-2ECO-D			

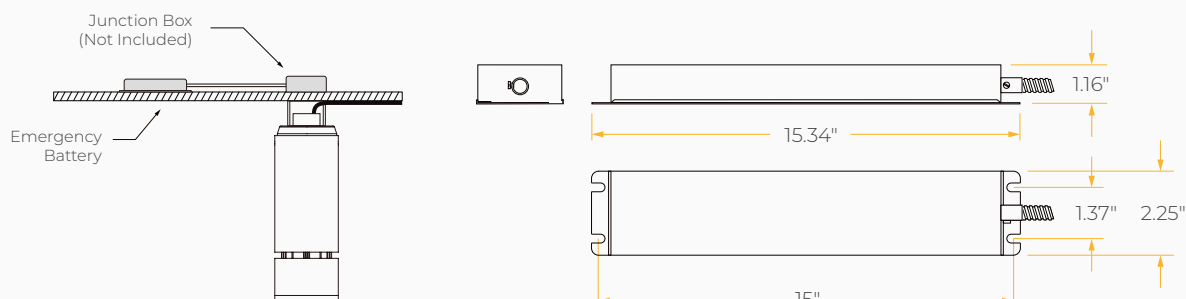
## COMPATIBLE TRC DIMMER LIST

PART NO.					
Lutron S-603PG	Lutron DVCL-153P	Lutron DVLV-600P	Lutron TGCL-153P	Lutron S-600P	Lutron DVELV-303P
Lutron SELV-300P	Lutron TG-600P	Lutron DVLV-600P	Lutron LG-600P	Lutron CT-103P	Lutron MAELV-600
Lutron FAELV-500	Leviton IPI06-1LZ	Leviton 6631-2	Leviton VPE06	Leviton 6683-IW	Leviton 6161
Leviton 6633-P	Leviton IPE04	Cooper DLC03P	Cooper SLC03P	Cooper DAL06P	Lightolier ZP260QEW

## DIMENSIONS

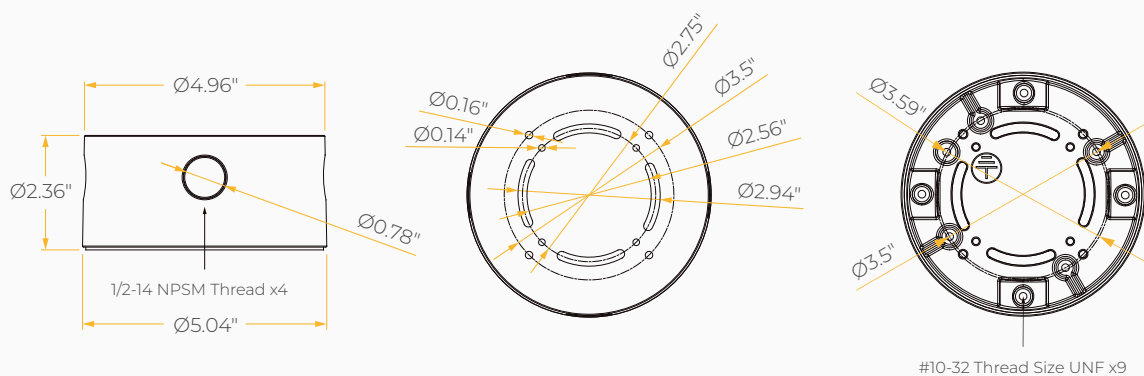


### Remote Emergency Pack

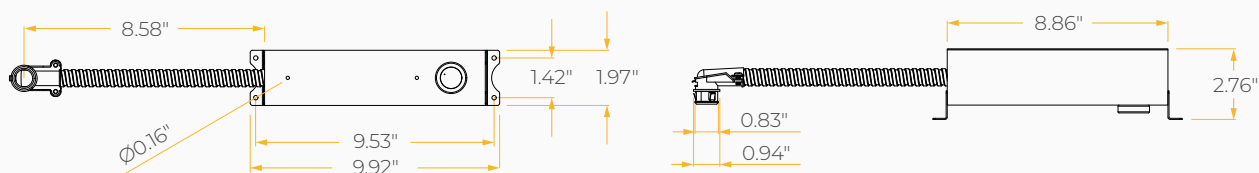


## DIMENSIONS

## Conduit Mount

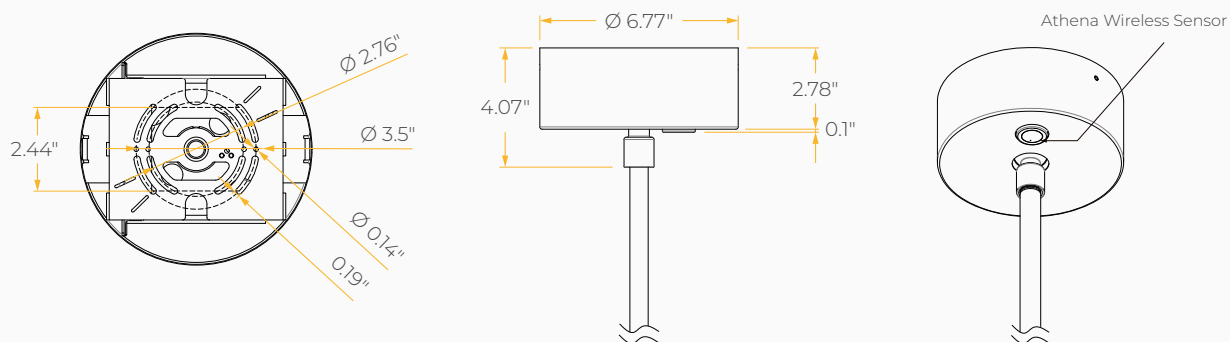


## Lutron Athena Wireless Node / NX Radio Standalone Module

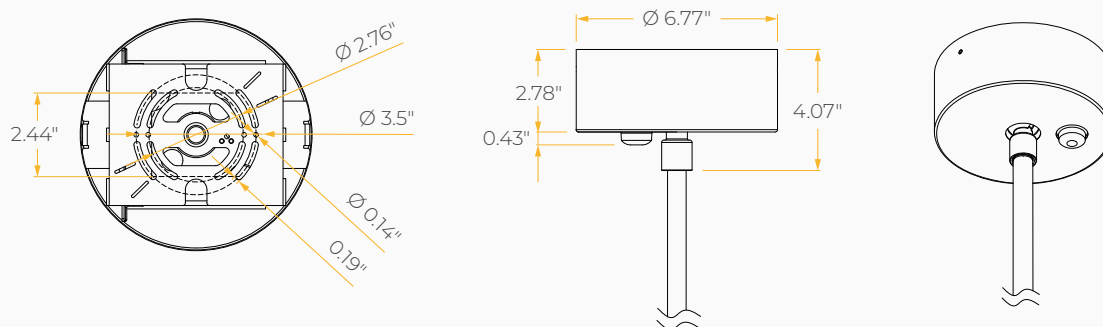


## DIMENSIONS

**Lutron Athena Wireless Node Canopy**



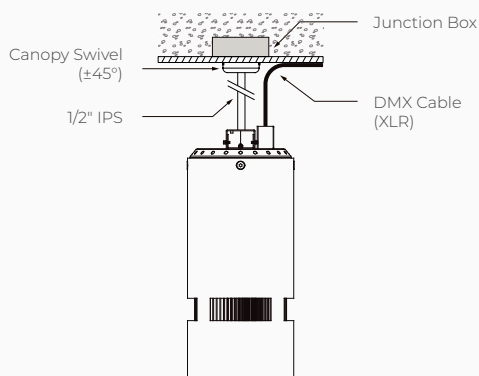
**NX Radio Node Canopy**



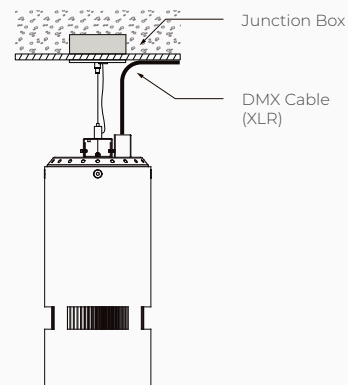
## MOUNTING OPTIONS\*

\*Junction box not included

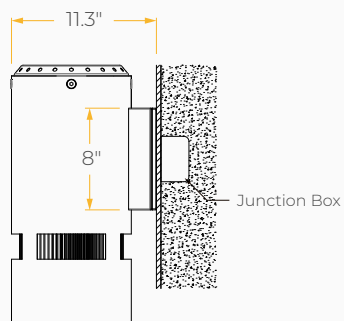
**Stem Mount**



**Sloped Adjustable Cable /  
Adjustable Cable**



**Wall Mount**



**Yoke Mount**

