

ATRIA 10

POWERFUL COLOR CHANGING CYLINDER

SPECIFICATION SHEET
WARM DIM

Housing

Diameter : Ø9.4" | Height : 20.5" | Weight : 30 lbs

Material

Housing : High Pressure Die-Cast Aluminum

Optics : Metal Reflector

Power Input

80W, 110W, 140W, 180W, 220W | 120-277V

Lumen Output

6,200 lm (80W), 8,500 lm (110W), 10,700 lm (140W),
13,500 lm (180W), 16,100 lm (220W)

Dimming

Superior 0-10V : dim to 1 %

DMX : High resolution dims to 0.1% (Supports ANSI E1.20 RDM protocol)

Color Quality

CRI 85+

Rated Life

> 100,000 Hours (L70)

Finish



Black



White

Color Temperature



ColorFlip™ Warm Dim
1900K ↔ 3000K

Optics



45°



55°



Wide

Mounting



Stem
Mount



Adjustable
Cable



Wall
Mount



Yoke
Mount

Warranty

5 Year limited warranty

Listing



Masterfully engineered and
aesthetically refined.

The Atria 10 cylinder is compatible with our ColorFlip™ Warm Dim technology from 1900K - 3000K CCT. Available in simple 0-10V controls, or DMX, it is the perfect contemporary solution for Retail venues, Hospitality, and convention centers.



METEOR

meteor-lighting.com

SPECIFICATION

PROJECT NAME

DATE

CATALOG #

QUANTITY

The product configurator function on this page works only with the latest version of Chrome or Adobe Acrobat Reader.

AS10	MODEL	ATRIA 10		
<input type="text"/>	WATTAGE	80 80W 180 180W	110 110W 220 220W	140 140W
WDIM	CCT / CRI	WDIM 1900K-3000K		
UNV	VOLTAGE	UNV 120 – 277V		
<input type="text"/>	DIMMING	SPV Superior 0-10V dims to 1%	DMX DMX dims to 0.1% (XLR Sockets)	DMXR DMX dims to 0.1% (RJ45 Sockets)
<input type="text"/>	BEAM ANGLE	45 45°	55 55°	WD¹ Wide
<input type="text"/>	FINISH	BLK Black	WHT White	
<input type="text"/>	MOUNTING	ST2 Stem 2ft SAD10 Sloped Adjustable Cable 10ft	ST4 Stem 4ft WLM² Wall Mount	AD10 Adjustable Cable 10ft YKM Yoke Mount
<input type="text"/>	ACCESSORIES	SPD³ Surge Protector FCS⁶ Field Cut Stem Adapter Kit	HC⁴ Honeycomb Louver	CT⁵ Conduit Mount

¹ Please factor in change in lumen output with WD -20%

² Wall Mount DMX wiring is through 3 DMX wires (Positive / Negative / Common)

³ Surge protector for up to 10KV. Applicable for unstable mains or facilities using high power machineries.

⁴ Please factor in change in lumen output of -30%

⁵ Option is not compatible with YKM, WLM

⁶ Option is not compatible with outdoor or natatorium configurations

TECHNICAL DETAILS

Electrical

- 6,200 lm (80W)
- 8,500 lm (110W)
- 10,700 lm (140W)
- 13,500 lm (180W)
- 16,100 lm (220W)
- Power Input : Universal (120-277V)
- Operating Temperature : -13°F~112°F
- Surge Protection : Built-in is 4KV
- Power Factor Greater than 0.9

LED Features

- ColorFlip™ Warm Dim 1900K ↔ 3000K
- CRI 85+
- Long lasting LED luminaire tested under TM21 lumen maintenance L70 @ 100,000 Hrs
- Lumen Maintenance > 0.90 at 60,000 hours

Optics

- Precision molded high transmittance clear PC lens
- Beam Angle : 45°, 55°, WD

Advanced Dimming

- Proprietary VX Driver™ is incorporated to all dimming options for video flicker-free lighting
- Superior 0-10V : Dims to 1 %
- DMX : High resolution dims to 0.1%
(Supports ANSI E1.20 RDM protocol)

Housing

- Diameter : Ø9.4"
- Height : 20.5"
- Material : High Pressure Die-Cast Aluminum, Metal Reflector
- Weight : 30 lbs

Mounting

- Stem 2ft or 4ft; 45° Swivel Canopy Included
- Adjustable Cable 10ft
- Sloped Adjustable Cable 10ft
- Wall Mount
- Yoke Mount

Warranty

- 5-year limited warranty

Listing

- ETL Damp Location Listed
- CE
- UKCA
- FCC

PERFORMANCE SUMMARY*

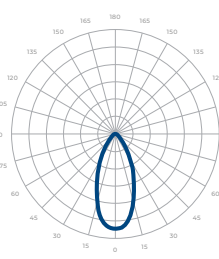
Warm Dim	1900K					3000K
DMX CCT Signal (%)	7%	20%	40%	60%	80%	100%
0-10V CCT Voltage	0.7	2	4	6	8	10
80W	125lm	560lm	1,675lm	3,160lm	4,775lm	6,200lm
110W	170lm	765lm	2,295lm	4,335lm	6,545lm	8,500lm
140W	215lm	960lm	2,890lm	5,460lm	8,240lm	10,700lm
180W	270lm	1,215lm	3,645lm	6,885lm	10,395lm	13,500lm
220W	320lm	1,450lm	4,350lm	8,210lm	12,400lm	16,100lm

*Tolerance \pm 8%

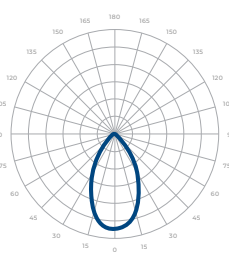
Current Consumption		
WATTAGE / VOLT	120V	277V
80W	0.73A	0.32A
110W	1.01A	0.44A
140W	1.28A	0.56A
180W	1.65A	0.71A
220W	2.02A	0.87A

PHOTOMETRICS

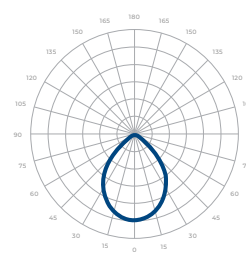
Below is a typical photometric representation of the Atria 10 fixture. Please download IES files to ensure exact photometric value.



45°



55°



Wide

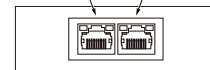
DMX REQUIREMENTS

The Atria 10 fixture with DMX is a **single channel dmx** unit that dims both intensity and color temperature between 1900K <-> 3000K. When placing an order, please indicate DMX address. (The DMX address will be listed on the back of the fixture). Do not connect more than 32 fixtures per DMX daisy chain.

The fixture can be connected with RJ45 or XLR sockets. DMX cables **are not** included; please refer to compatible DMX cabling list for more information. The final fixture on each daisy chain should be terminated by the use of a DMX terminator purchased from a 3rd party or from Meteor.

CONNECTION	RJ45 (CAT5e)	5-PIN XLR
Common	WHITE/BROWN(PIN7) & BROWN (PIN 8)	PIN 1
Signal -	ORANGE (PIN 2)	PIN 2
Signal +	WHITE/ORANGE (PIN 1)	PIN 3
Spare	-	PIN 4
Spare	-	PIN 5

DMX IN DMX OUT



RJ45 Sockets



DMX IN DMX OUT

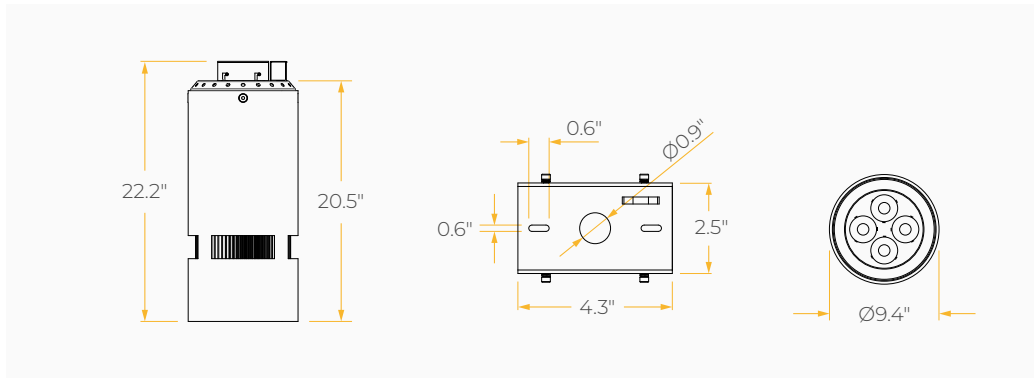
XLR Sockets

COMPATIBLE DMX CABLING LIST

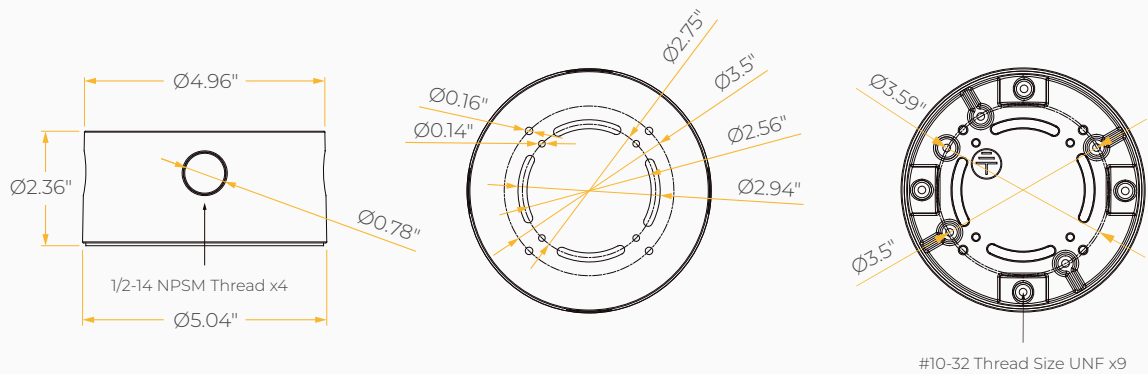
DMX uses a cable consisting of two twisted pairs plus a shield to carry data. The cable must be specifically impedance matched for the digital DMX signal, meaning that microphone cable or other non-rated cable **must not be used to carry DMX**. Network cable (Cat5, 5e or 6 cable) may be used to carry DMX in an installation; however special consideration must be given to shielding and termination. Under no circumstances should solid core cable like Cat5 be terminated into a screw down connector.

Meteor recommends the use of Belden 9729 or Belden 9841 for DMX installation. Belden 9729/9841 is a shielded twisted pair cable, which allows for a spare pair for 'out and back' type terminations if needed.

DIMENSIONS



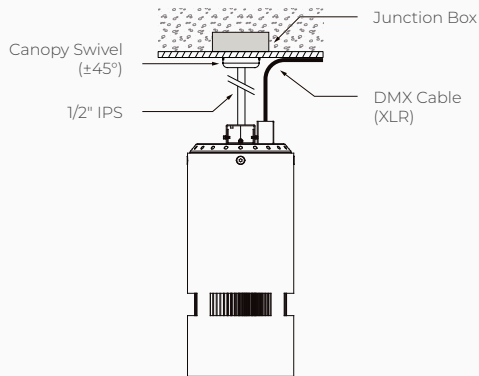
Conduit Mount



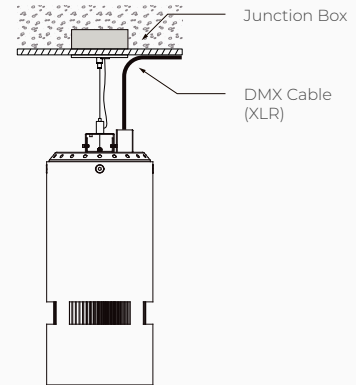
MOUNTING OPTIONS*

*Junction box not included

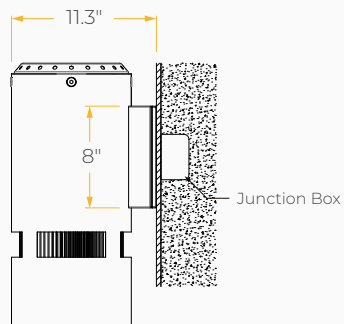
Stem Mount



**Sloped Adjustable Cable /
Adjustable Cable**



Wall Mount



Yoke Mount

