

# ATRIA 6

## POWERFUL COLOR CHANGING CYLINDER

SPECIFICATION SHEET  
WARM DIM

### Housing

Diameter : Ø6.4" | Height : 17" | Weight : 19.8 lbs

### Material

Housing : High Pressure Die-Cast Aluminum

Optics : Aluminum Reflector

### Power Input

40W, 60W, 80W, 100W | 120-277V

### Lumen Output

3,000 lm (40W), 4,350 lm (60W), 6,200 lm (80W), 7,750 lm (100W)

### Dimming

Superior 0-10V : Dim to 1 %

DMX : High resolution dims to 0.1%

### Color Quality

CRI 85+

### Rated Life

> 100,000 Hours (L70)

### Finish



Black



White

### Color Temperature



ColorFlip™ Warm Dim  
1900K ↔ 3000K

### Optics



40°



60°



Wide

### Mounting



Surface Mount



Stem Mount



Adjustable Cable



Yoke Mount



Wall Mount

### Warranty

5 Year limited warranty

### Listing



Masterfully engineered and aesthetically refined.

The Atria 6 is a high-performing cylinder for mixed applications. The cylinder is compatible with our ColorFlip™ color-changing technologies, as well as being wet location rated. Specified in convention centers, performance venues, and high ceiling spaces that need a quiet design but a lot of light.



METEOR

[meteor-lighting.com](https://meteor-lighting.com)

**SPECIFICATION**

PROJECT NAME

DATE

CATALOG #

QUANTITY

The product configurator function on this page works only with the latest version of Chrome or Adobe Acrobat Reader.

<b>AS6</b>	<b>MODEL</b>	<b>ATRIA 6</b>		
<input type="text"/>	<b>WATTAGE</b>	<b>40</b> 40W <b>100</b> 100W	<b>60</b> 60W	<b>80</b> 80W
<b>WDIM</b>	<b>CCT / CRI</b>	<b>WDIM</b> 1900K-3000K		
<b>UNV</b>	<b>VOLTAGE</b>	<b>UNV</b> 120 – 277V		
<input type="text"/>	<b>DIMMING</b>	<b>SPV</b> Superior 0-10V dims to 1%	<b>DMX<sup>1</sup></b> DMX dims to 0.1% (XLR Sockets)	<b>DMXR<sup>1</sup></b> DMX dims to 0.1% (RJ45 Sockets)
<input type="text"/>	<b>BEAM ANGLE</b>	<b>40</b> 40°	<b>60</b> 60°	<b>WD<sup>2</sup></b> Wide
<input type="text"/>	<b>FINISH</b>	<b>BLK</b> Black	<b>WHT</b> White	
<input type="text"/>	<b>RIM FINISH</b>	<b>STD</b> Without Ring	<b>GLR</b> Glowing Ring	
<input type="text"/>	<b>MOUNTING</b>	<b>SUM</b> Surface Mount <b>AD10</b> Adjustable Cable 10ft <b>WLM<sup>3</sup></b> Wall Mount	<b>ST2</b> Stem 2ft <b>SAD10</b> Sloped Adjustable Cable 10ft	<b>ST4</b> Stem 4ft <b>YKM</b> Yoke Mount
<input type="text"/>	<b>ACCESSORIES</b>	<b>SPD<sup>4</sup></b> Surge Protector <b>CB<sup>6</sup></b> Cross Baffle	<b>EMP</b> Remote Emergency Pack <b>CT<sup>7</sup></b> Conduit Mount	<b>DF<sup>5</sup></b> Diffuser <b>FCS</b> Field Cut Stem Adapter Kit

<sup>1</sup> Wall Mount DMX does not include XLR / RJ45 sockets

<sup>2</sup> Please factor in change in lumen output with WD -20%

<sup>3</sup> Wall Mount DMX wiring is through 3 DMX wires (Positive / Negative / Common)

<sup>4</sup> Surge protector for up to 10KV. Applicable for unstable mains or facilities using high power machineries

<sup>5</sup> Please factor in change in lumen output with DF (-20% with WD; -12% with other degrees)

<sup>6</sup> Please factor in change in lumen output with CB -30%

<sup>7</sup> Option is not compatible with SUM, YKM, WLM

## TECHNICAL DETAILS

### Electrical

- 3,000 lm (40W), 4,350 lm (60W)
- 6,200 lm (80W), 7,750 lm (100W)
- Power Input : Universal (120-277V)
- Operating Temperature : -40°F~112°F
- Surge Protection : Built-in is 4KV
- Emergency Pack with Mounting Plate : Bodine BSL20B2UEK55CIII
- Power Factor Greater than 0.9

### LED Features

- ColorFlip™ Warm Dim 1900K ↔ 3000K
- CRI 85+
- Long lasting LED luminaire tested under TM21 lumen maintenance L70 @ 100,000 Hrs
- Lumen Maintenance > 0.90 at 60,000 hours

### Optics

- Aluminum Reflector
- Beam Angle : 40°, 60°, WD

### Advanced Dimming

- Proprietary VX Driver™ is incorporated to all dimming options for video flicker-free lighting
- Superior 0-10V : Dim to 1%
- DMX : High resolution dims to 0.1% (Supports ANSI E1.20 RDM protocol)

### Housing

- Diameter : Ø6.4"
- Height : 17"
- Material : High Pressure Die-Cast Aluminum
- Weight : 19.8 lbs

### Mounting

- Surface Mount
- Stem 2ft or 4ft; 45° Swivel Canopy Included
- Adjustable Cable 10ft
- Sloped Adjustable Cable 10ft
- Yoke Mount
- Wall Mount

### Warranty

- 5-year limited warranty

### Listing

- ETL Damp Location Listed
- CE
- FCC
- UKCA

## PERFORMANCE SUMMARY\*

Warm Dim	1900K					3000K
<b>DMX</b> CCT Signal (%)	7%	20%	40%	60%	80%	100%
<b>0-10V</b> CCT Voltage	0.7	2	4	6	8	10
<b>40W</b>	60lm	270lm	810lm	1,530lm	2,310lm	3,000lm
<b>60W</b>	90lm	390lm	1,175lm	2,220lm	3,350lm	4,350lm
<b>80W</b>	125lm	560lm	1,675lm	3,160lm	4,775lm	6,200lm
<b>100W</b>	155lm	700lm	2,095lm	3,955lm	5,970lm	7,750lm

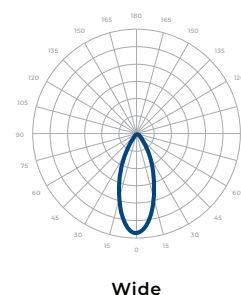
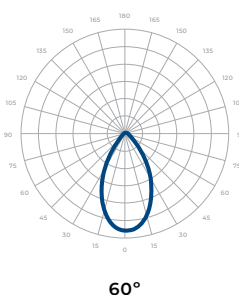
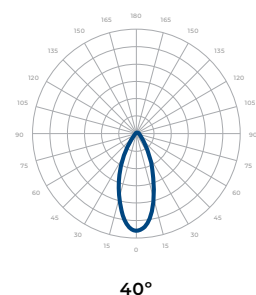
\*Tolerance±8%

Current Consumption		
WATTAGE / VOLT	120V	277V
<b>40W</b>	0.37A	0.16A
<b>60W</b>	0.55A	0.24A
<b>80W</b>	0.73A	0.32A
<b>100W</b>	0.92A	0.4A

Emergency Pack Lumen Output Table	
<b>CCT</b>	6500K
<b>LUMEN</b>	2,000lm

## PHOTOMETRICS

Below is a typical photometric representation of the Atria 6 fixture. Please download IES files to ensure exact photometric value.

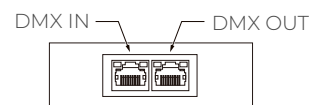


## DMX REQUIREMENTS

The Atria 6 fixture with DMX is a **single channel dmx** unit that dims both intensity and color temperature between 1900K <-> 3000K. When placing an order, please indicate DMX address. (The DMX address will be listed on the back of the fixture). Do not connect more than 32 fixtures per DMX daisy chain.

The fixture can be connected with RJ45 or XLR sockets. DMX cables **are not** included; please refer to compatible DMX cabling list for more information. The final fixture on each daisy chain should be terminated by the use of a DMX terminator purchased from a 3rd party or from Meteor.

CONNECTION	RJ45 (CAT5e)	5-PIN XLR
Common	WHITE/BROWN(PIN7) & BROWN (PIN 8)	PIN 1
Signal -	ORANGE (PIN 2)	PIN 2
Signal +	WHITE/ORANGE (PIN 1)	PIN 3
Spare	-	PIN 4
Spare	-	PIN 5



**RJ45 Sockets**



**XLR Sockets**

## COMPATIBLE DMX CABLING LIST

DMX uses a cable consisting of two twisted pairs plus a shield to carry data. The cable must be specifically impedance matched for the digital DMX signal, meaning that microphone cable or other non-rated cable **must not be used to carry DMX**. Network cable (Cat5, 5e or 6 cable) may be used to carry DMX in an installation; however special consideration must be given to shielding and termination. Under no circumstances should solid core cable like Cat5 be terminated into a screw down connector.

Meteor recommends the use of Belden 9729 for DMX installation. Belden 9729 is a two pair cable, which allows for a spare pair for 'out and back' type terminations if needed.

## RIM FINISH



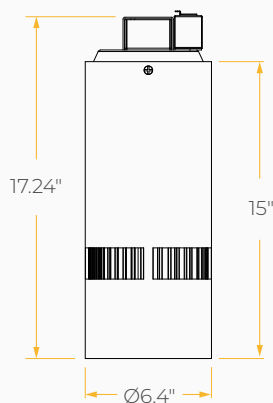
Standard Trim



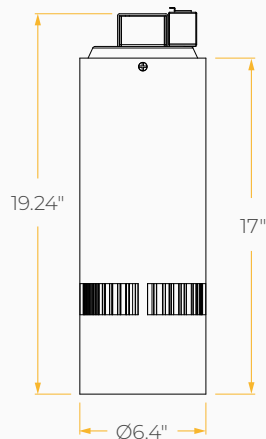
Glowing Ring

## DIMENSIONS

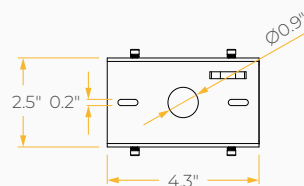
40W / 60W / 80W



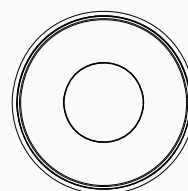
100W



Mounting bracket  
(Top View)

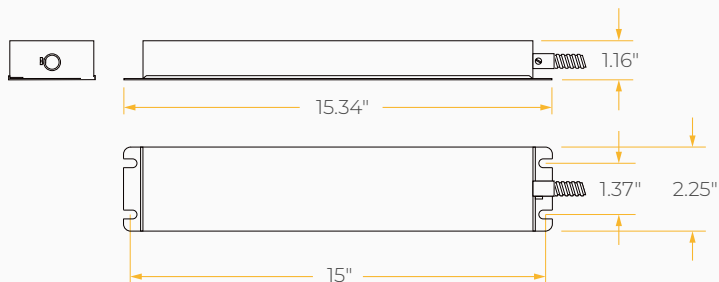
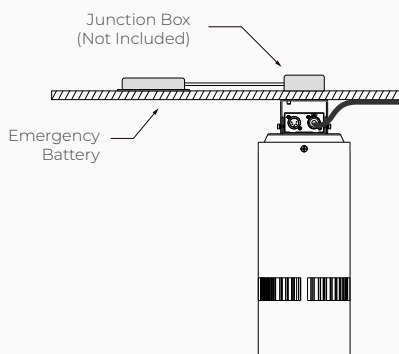


Appearance  
(Bottom View)

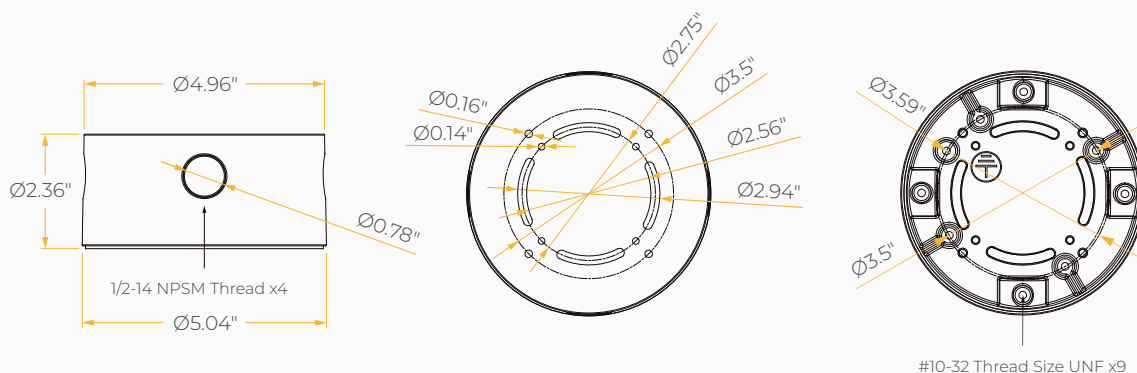


## DIMENSIONS

### Remote Emergency Pack



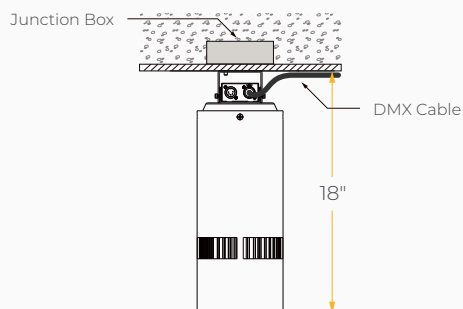
### Conduit Mount



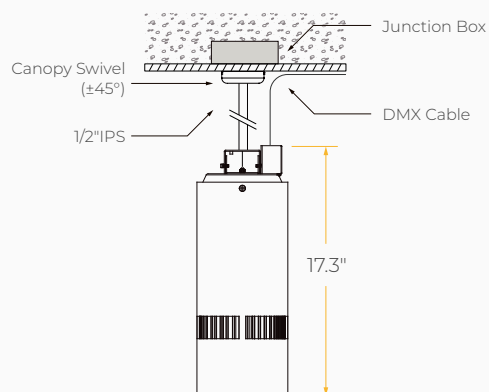
## MOUNTING OPTIONS\*

\*Junction Box not included

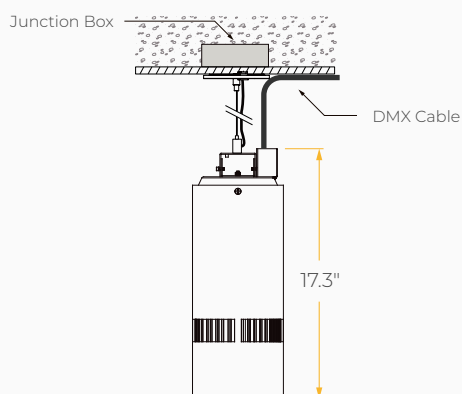
**Surface Mount**



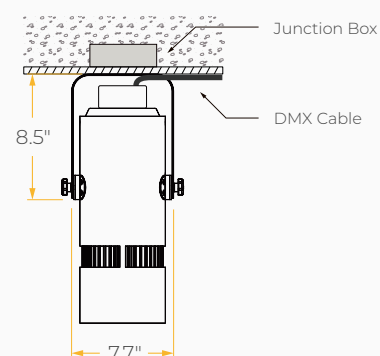
**Stem Mount**



**Adjustable Cable**



**Yoke Mount**



**Wall Mount**

