

ATRIA 8

SPECIFICATION SHEET
TUNABLE WHITE

COMPACT CYLINDER FOR PERFORMANCE SPACES

Housing

Diameter : Ø8.1" | Height : 21.5" | Weight : 20 lbs

Material

Housing : High Pressure Die-Cast Aluminum

Optics : Metal Reflector

Power Input

80W, 100W, 130W, 160W | 120-277V

Lumen Output

5,940 lm (80W), 7,430 lm (100W), 9,660 lm (130W), 11,890 lm (160W)

Dimming

Superior 0-10V : Dims to 1 %

DMX : High resolution dims to 0.1% (Supports ANSI E1.20 RDM protocol)

Color Quality

CRI 85

Rated Life

> 100,000 Hours (L70)

Finish



Black



White

Color Temperature



ColorFlip™ Tunable White
2700K ↔ 6500K

Optics



30°



45°



55°



Wide

Mounting



Stem
Mount



Adjustable
Cable



Yoke
Mount



Wall
Mount



Surface
Mount

Warranty

5 Year limited warranty

Listing



Powerful color changing performance in a new smaller form factor.

The Atria 8 cylinder is a new high-performing cylinder addition to the series, that features Colorflip™ Tunable White, offering dynamic white control from 2700K ↔ 6500K.

It boasts a delivered lumen package of 5,940 lm to 11,890 lm, and is available in both 0-10V, and DMX dimming controls. The Atria 8 is perfectly suited to auditoriums, convention centers, houses of worship and theatrical applications.



METEOR

meteor-lighting.com

SPECIFICATION

PROJECT NAME

DATE

CATALOG #

QUANTITY

The product configurator function on this page works only with the latest version of Chrome or Adobe Acrobat Reader.

AS8	MODEL	ATRIA 8		
<input type="text"/>	WATTAGE	80 80W 160 160W	100 100W	130 130W
TNW	CCT / CRI	TNW 2700K-6500K		
UNV	VOLTAGE	UNV 120 – 277V		
<input type="text"/>	DIMMING	SPV Superior 0-10V dims to 1%, dim to black	DMX DMX dims to 0.1% (XLR Sockets)	DMXR DMX dims to 0.1% (RJ45 Sockets)
<input type="text"/>	BEAM ANGLE	30 30° WD¹ Wide	45 45°	55 55°
<input type="text"/>	FINISH	BLK Black	WHT White	
<input type="text"/>	RIM FINISH	STD Standard	GLR Glow Ring	
<input type="text"/>	MOUNTING	ST2 Stem 2ft SAD10 Sloped Adjustable Cable 10ft SUM Surface Mount	ST4 Stem 4ft YKM Yoke Mount	AD10 Adjustable Cable 10ft WLM² Wall Mount
<input type="text"/>	ACCESSORIES	SPD³ Surge Protector FCS Field Cut Stem Adapter Kit	HC⁴ Honeycomb Louver	CT⁵ Conduit Mount

¹ Please factor in change in lumen output of -20% with WD

² Wall Mount DMX does not include XLR / RJ45 sockets

³ Surge protector for up to 10KV. Applicable for unstable mains or facilities using high power machineries

⁴ Please factor in change in lumen output of 30%

⁵ Option is not compatible with SUM, YKM, WLM

TECHNICAL DETAILS**Electrical**

- 5,940 lm (80W), 7,430 lm (100W), 9,660 lm (130W), 11,890 lm (160W)
- Power Input : Universal (120-277V)
- Operating Temperature : -13°F~112°F
- Surge Protection : Built-in is 4KV
- Power Factor Greater than 0.9
- Emergency Pack with Mounting Plate: Bodine BSL20B2UEK55C1119

LED Features

- ColorFlip™ Tunable White 2700K ↔ 6500K
- CRI 85
- Long lasting LED luminaire tested under TM21 lumen maintenance L70 @ 100,000 Hrs
- Lumen Maintenance > 0.90 at 60,000 hours

Optics

- Aluminum Reflector
- Beam Angle : 30°, 45°, 55°, WD

Advanced Dimming

- Proprietary VX Driver™ is incorporated to all dimming options for video flicker-free lighting
- Superior 0-10V : Dims to 1 %
- DMX : High resolution dims to 0.1% (Supports ANSI E1.20 RDM protocol)

Housing

- Diameter : Ø8.1"
- Height : 21.5"
- Material : High Pressure Aluminum, Metal Reflector
- Weight : 20 lbs

Mounting

- Stem 2ft or 4ft; 45° Swivel Canopy Included
- Adjustable Cable 10ft
- Sloped Adjustable Cable 10ft
- Surface Mount
- Yoke Mount
- Wall Mount

Warranty

- 5-year limited warranty

Listing

- ETL Damp Location Listed
- CE
- UKCA
- FCC

PERFORMANCE SUMMARY*

ColorFlip™	2700K	3000K	3500K	4000K	4500K	5000K	5700K	6500K
DMX CCT Signal (%)	0%	10%	25%	45%	60%	70%	85%	100%
0-10V CCT Voltage	0	1	2.5	4.5	6	7	8.5	10
80W	5,300lm	5,500lm	5,720lm	5,940lm	5,880lm	5,820lm	5,760lm	5,700lm
100W	6,620lm	6,880lm	7,150lm	7,430lm	7,350lm	7,280lm	7,200lm	7,120lm
130W	8,610lm	8,950lm	9,300lm	9,660lm	9,560lm	9,460lm	9,360lm	9,260lm
160W	10,600lm	11,010lm	11,450lm	11,890lm	11,770lm	11,640lm	11,520lm	11,400lm
CRI	85	86	87	88	88	87	86	85

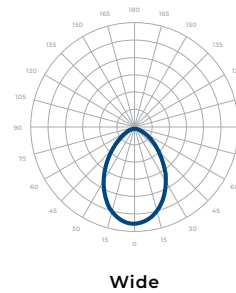
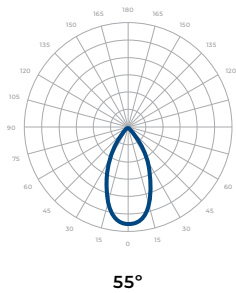
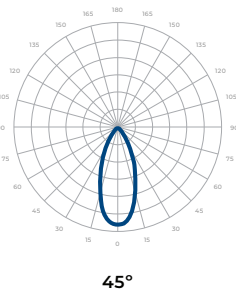
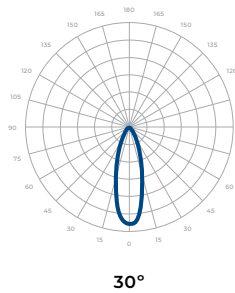
*Beam Angle 55° Tolerance±8%

PERFORMANCE SUMMARY

Current Consumption		
WATTAGE / VOLT	120V	277V
80W	0.73A	0.32A
100W	0.91A	0.39A
130W	1.2A	0.52A
160W	1.5A	0.64A

PHOTOMETRICS

Below is a typical photometric representation of the Atria 8 fixture. Please download IES files to ensure exact photometric value.

**DMX REQUIREMENTS**

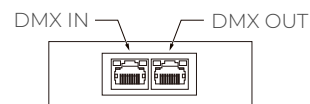
The Atria 8 Tunable White fixture with DMX unit has **two channels** per fixture (1 to control intensity, 1 to control color). When placing an order, please indicate DMX address. (The DMX address will be listed on the back of the fixture). Do not connect more than 32 fixtures per DMX daisy chain.

DMX Address		
Fixture	Intensity Control (ex. X)	Color Control (ex. X+1)
#1	1	2
#2	3	4
#3	5	6

DMX REQUIREMENTS

The fixture can be connected with RJ45 or XLR sockets. DMX cables **are not** included; please refer to compatible DMX cabling list for more information. The final fixture on each daisy chain should be terminated by the use of a DMX terminator purchased from a 3rd party or from Meteor.

CONNECTION	RJ45 (CAT5e)	5-PIN XLR
Common	WHITE/BROWN(PIN7) & BROWN (PIN 8)	PIN 1
Signal -	ORANGE (PIN 2)	PIN 2
Signal +	WHITE/ORANGE (PIN 1)	PIN 3
Spare	-	PIN 4
Spare	-	PIN 5



RJ45 Sockets



DMX IN DMX OUT

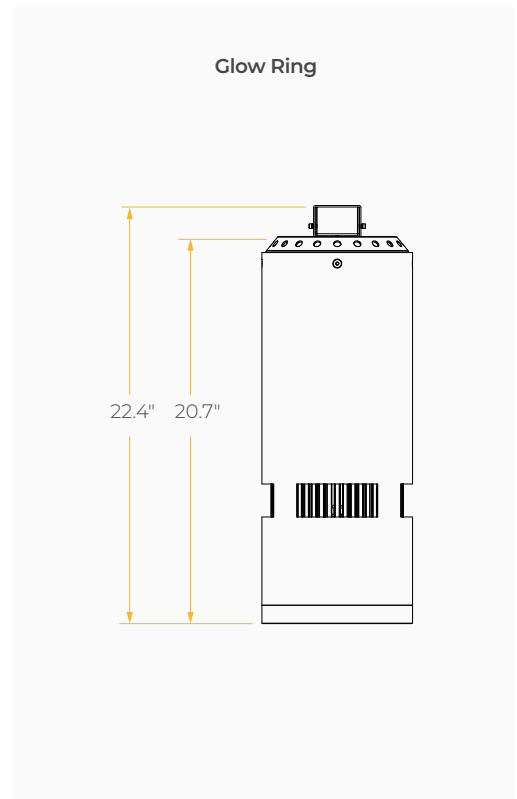
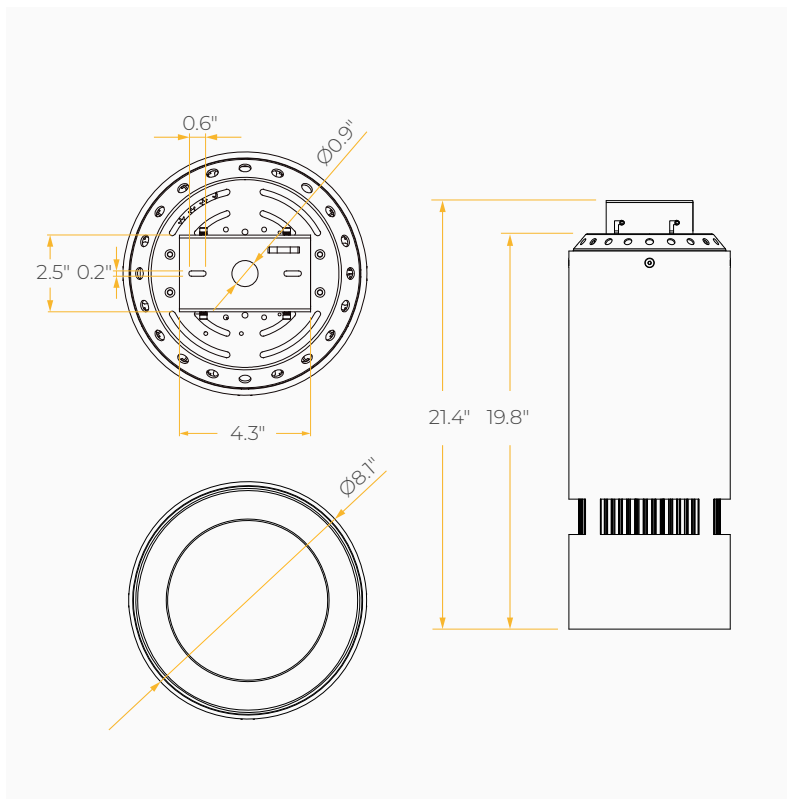
XLR Sockets

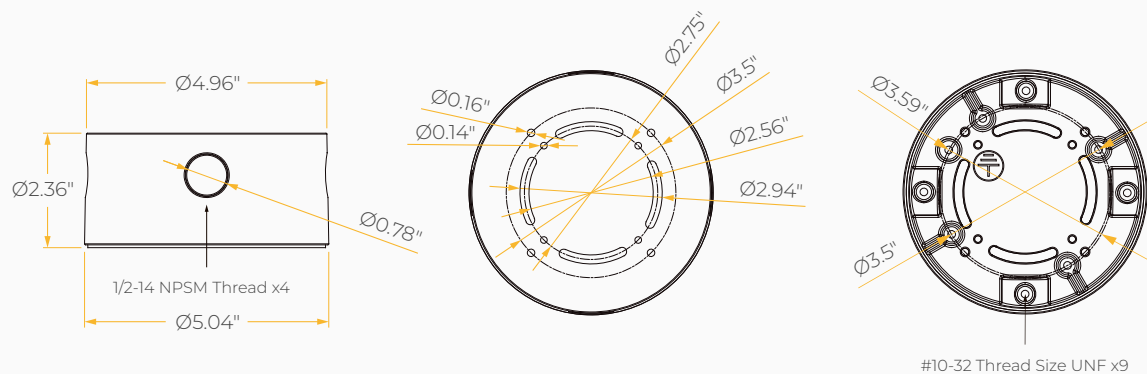
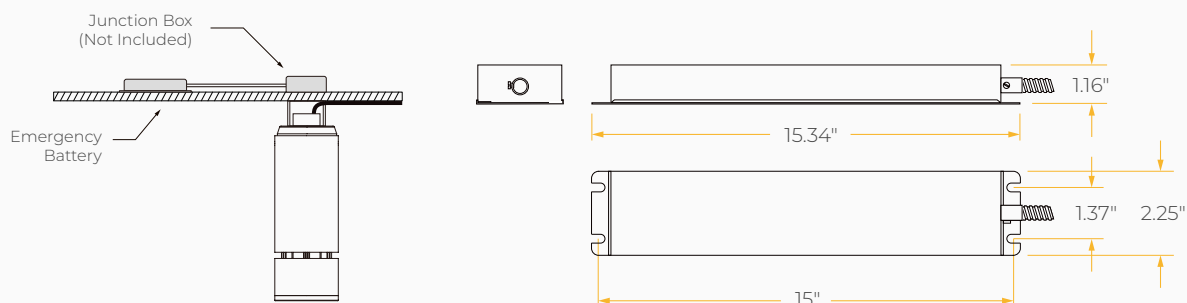
COMPATIBLE DMX CABLING LIST

DMX uses a cable consisting of two twisted pairs plus a shield to carry data. The cable must be specifically impedance matched for the digital DMX signal, meaning that microphone cable or other non-rated cable **must not be used to carry DMX**. Network cable (Cat5, 5e or 6 cable) may be used to carry DMX in an installation; however special consideration must be given to shielding and termination. Under no circumstances should solid core cable like Cat5 be terminated into a screw down connector.

Meteor recommends the use of Belden 9729 for DMX installation. Belden 9729 is a two pair cable, which allows for a spare pair for 'out and back' type terminations if needed.

DIMENSIONS

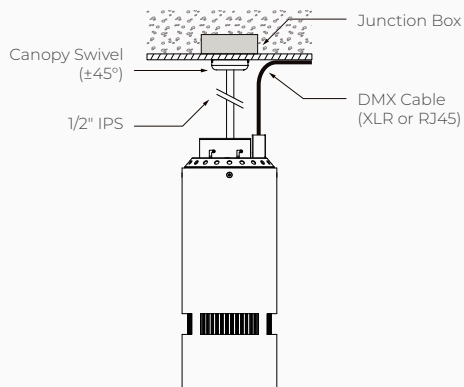


ATRIA 8 HIGH-PERFORMANCE
VERSATILE CYLINDER**DIMENSIONS****Conduit Mount****Remote Emergency Pack**

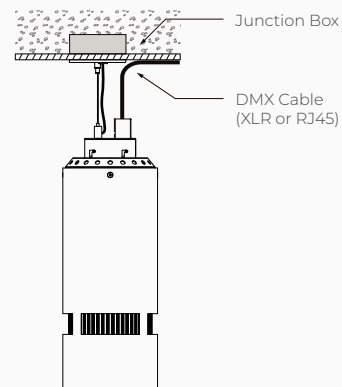
MOUNTING OPTIONS*

*Junction box not included

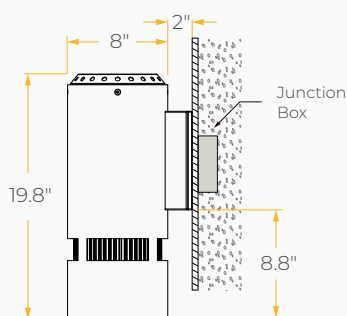
Stem Mount



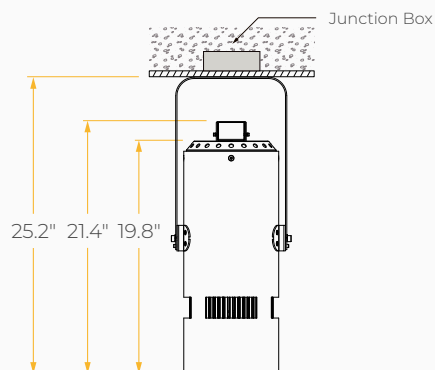
Sloped Adjustable Cable / Adjustable Cable



Wall Mount



Yoke Mount



Surface Mount

