

# ATRIA II 8

REIMAGINING PERFORMANCE SPACES

SPECIFICATION SHEET  
TUNABLE WHITE

## Housing

Diameter : Ø8.1" | Height : 21.5" | Weight : 20 lbs

## Material

Housing: High Pressure Die-Cast Aluminum

Optics: Metal Reflector

## Power Input

80W, 100W, 130W, 160W | 120-277V

## Lumen Output

5,940 lm (80W), 7,430 lm (100W), 9,660 lm (130W), 11,890 lm (160W)

## Dimming

Superior 0-10V: Dims to 1 %

DMX: High resolution dims to 0.1% (Supports ANSI E1.20 RDM protocol)


## Color Quality

CRI 85

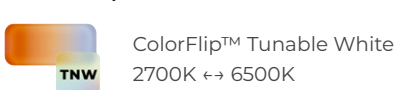
## Rated Life

> 100,000 Hours (L70)

## Finish



## Color Temperature



## Optics



## Mounting



## Warranty

5 Year limited warranty

## Listing



## Versatile and Compact Architectural Cylinder

Engineered for performance spaces, this architectural compact cylinder seamlessly integrates into ceilings, delivering powerful performance with vibrant, color-changing technology that elevates any stage environment.

ColorFlip™ harnesses advanced flip-chip technology, designed in-house, to deliver high-efficacy, flexible, and cost-effective color tuning solutions. This technology ensures robust output and precise color accuracy.



METEOR

[meteor-lighting.com](https://meteor-lighting.com)

## SPECIFICATION

PROJECT NAME

DATE

CATALOG #

QUANTITY

The product configurator function on this page works only with the latest version of Chrome or Adobe Acrobat Reader.

<input type="text" value="ASII8"/>	MODEL	ATRIA II 8		
<input type="text"/>	WATTAGE	80 80W 160 160W	100 100W	130 130W
<input type="text" value="TNW"/>	CCT / CRI	TNW 2700K-6500K		
<input type="text" value="UNV"/>	VOLTAGE	UNV 120 – 277V		
<input type="text"/>	DIMMING	SPV Superior 0-10V dims to 1%, dim to black	DMX DMX dims to 0.1% (XLR Sockets)	DMXR DMX dims to 0.1% (RJ45 Sockets)
<input type="text"/>	BEAM ANGLE	30 30° WD <sup>1</sup> Wide	45 45°	55 55°
<input type="text"/>	FINISH	BLK SilentBlack™, Matte Finish	WHT SilentWhite™, Matte Finish	
<input type="text"/>	RIM FINISH	STD Standard	GLR Glow Ring	
<input type="text"/>	MOUNTING	ST2 Stem 2ft SAD10 Sloped Adjustable Cable 10ft SUM Surface Mount	ST4 Stem 4ft YKM Yoke Mount	AD10 Adjustable Cable 10ft WLM <sup>2</sup> Wall Mount
<input type="text"/>	ACCESSORIES	SPD <sup>3</sup> Surge Protector	HC <sup>4</sup> Honeycomb Louver	CT <sup>5</sup> Conduit Mount

<sup>1</sup> Please factor in change in lumen output of -20% with WD

<sup>2</sup> Specifying wall mount with DMX does not feature XLR or RJ45 sockets; connections are hard-wired using three DMX wires

<sup>3</sup> Surge protector for up to 10KV. Applicable for unstable mains or facilities using high power machineries

<sup>4</sup> Please factor in change in lumen output of 30%

<sup>5</sup> CT only compatible with ST and AD mounting types

## TECHNICAL DETAILS

### Electrical

- 5,940 lm (80W), 7,430 lm (100W), 9,660 lm (130W), 11,890 lm (160W)
- Power Input: Universal (120-277V)
- Operating Temperature: -13°F~112°F
- Surge Protection: Built-in is 4KV
- Power Factor Greater than 0.9
- Emergency Pack with Mounting Plate: Bodine BSL20B2UEK55C1119

### LED Features

- ColorFlip™ Tunable White 2700K ↔ 6500K
- CRI 85
- Long lasting LED luminaire tested under TM21 lumen maintenance L70 @ 100,000 Hrs
- Lumen Maintenance > 0.90 at 60,000 hours

### Optics

- Aluminum Reflector
- Beam Angle: 30°, 45°, 55°, WD

### Advanced Dimming

- Proprietary VX Driver™ is incorporated to all dimming options for video flicker-free lighting
- Superior 0-10V: Dims to 1 %
- DMX: High resolution dims to 0.1% (Supports ANSI E1.20 RDM protocol)

### Housing

- Diameter: Ø8.1"
- Height: 21.5"
- Material: High Pressure Aluminum, Metal Reflector
- Weight: 20 lbs

### Mounting

- Stem 2ft or 4ft; 45° Swivel Canopy Included
- Adjustable Cable 10ft
- Sloped Adjustable Cable 10ft
- Surface Mount
- Yoke Mount
- Wall Mount

### Warranty

- 5-year limited warranty

### Listing

- ETL Damp Location Listed
- CE
- UKCA
- FCC

## PERFORMANCE SUMMARY\*

ColorFlip™	2700K	3000K	3500K	4000K	4500K	5000K	5700K	6500K
<b>DMX</b> CCT Signal (%)	0%	10%	25%	45%	60%	70%	85%	100%
<b>0-10V</b> CCT Voltage	0	1	2.5	4.5	6	7	8.5	10
<b>80W</b>	5,300lm	5,500lm	5,720lm	5,940lm	5,880lm	5,820lm	5,760lm	5,700lm
<b>100W</b>	6,620lm	6,880lm	7,150lm	7,430lm	7,350lm	7,280lm	7,200lm	7,120lm
<b>130W</b>	8,610lm	8,950lm	9,300lm	9,660lm	9,560lm	9,460lm	9,360lm	9,260lm
<b>160W</b>	10,600lm	11,010lm	11,450lm	11,890lm	11,770lm	11,640lm	11,520lm	11,400lm
<b>CRI</b>	<b>85</b>	<b>86</b>	<b>87</b>	<b>88</b>	<b>88</b>	<b>87</b>	<b>86</b>	<b>85</b>

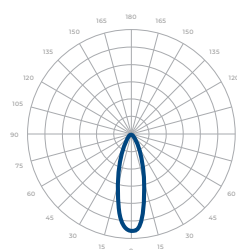
\*Beam Angle 55° Tolerance±8%

## PERFORMANCE SUMMARY

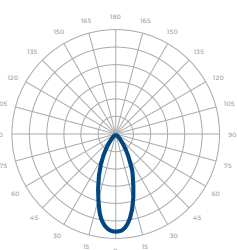
Current Consumption		
WATTAGE / VOLT	120V	277V
80W	0.73A	0.32A
100W	0.91A	0.39A
130W	1.2A	0.52A
160W	1.5A	0.64A

## PHOTOMETRICS

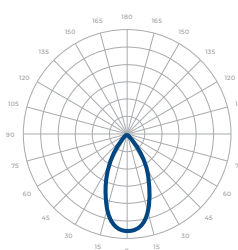
Below is a typical photometric representation of the Atria II 8 fixture. Please download IES files to ensure exact photometric value.



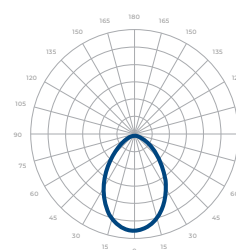
30°



45°



55°



Wide

## DMX REQUIREMENTS

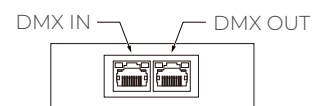
The Atria II 8 Tunable White fixture with DMX unit has **two channels** per fixture (1 to control intensity, 1 to control color). When placing an order, please indicate DMX address. (The DMX address will be listed on the back of the fixture). Do not connect more than 32 fixtures per DMX daisy chain.

DMX Address		
Fixture	Intensity Control (ex. X)	Color Control (ex. X+1)
#1	1	2
#2	3	4
#3	5	6

## DMX REQUIREMENTS

The fixture can be connected with RJ45 or XLR sockets. DMX cables **are not** included; please refer to compatible DMX cabling list for more information. The final fixture on each daisy chain should be terminated by the use of a DMX terminator purchased from a 3rd party or from Meteor.

CONNECTION	RJ45 (CAT5e)	5-PIN XLR
Common	WHITE/BROWN(PIN7) & BROWN (PIN 8)	PIN 1
Signal -	ORANGE (PIN 2)	PIN 2
Signal +	WHITE/ORANGE (PIN 1)	PIN 3
Spare	-	PIN 4
Spare	-	PIN 5



RJ45 Sockets



DMX IN DMX OUT

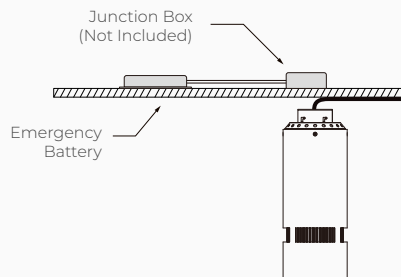
XLR Sockets

## COMPATIBLE DMX CABLING LIST

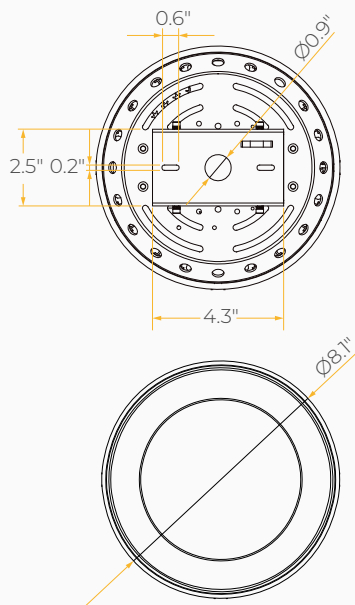
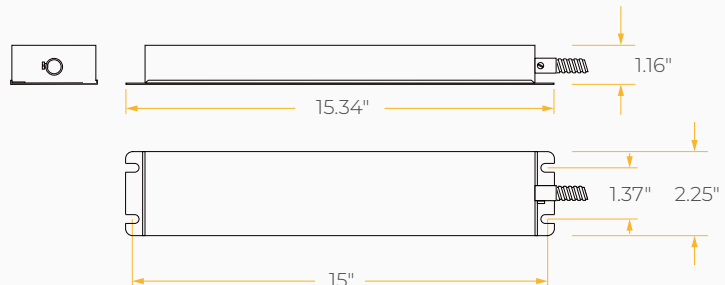
DMX uses a cable consisting of two twisted pairs plus a shield to carry data. The cable must be specifically impedance matched for the digital DMX signal, meaning that microphone cable or other non-rated cable **must not be used to carry DMX**. Network cable (Cat5, 5e or 6 cable) may be used to carry DMX in an installation; however special consideration must be given to shielding and termination. Under no circumstances should solid core cable like Cat5 be terminated into a screw down connector.

Meteor recommends the use of Belden 9729 for DMX installation. Belden 9729 is a two pair cable, which allows for a spare pair for 'out and back' type terminations if needed.

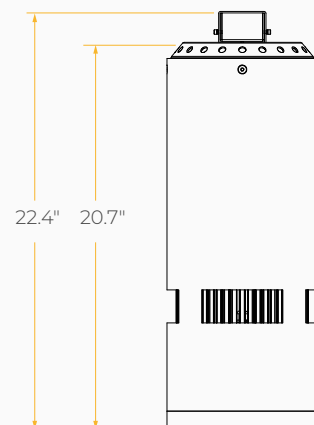
## DIMENSIONS



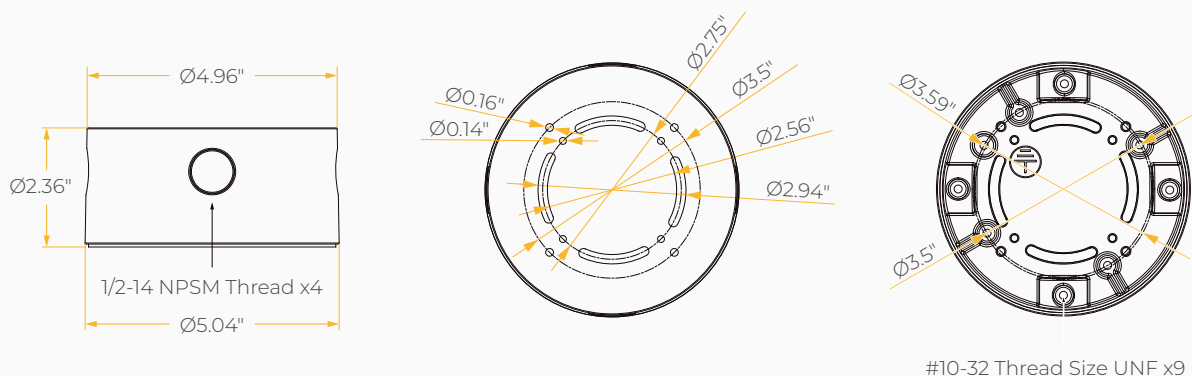
### Remote Emergency Pack



### Glow Ring



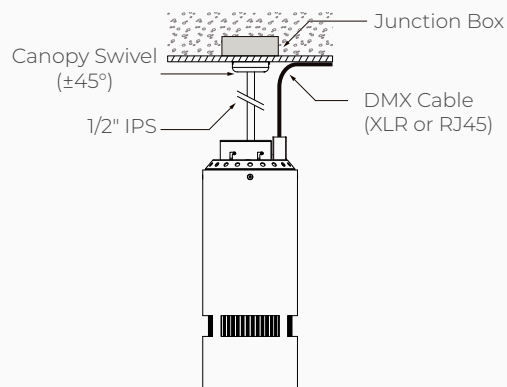
### Conduit Mount



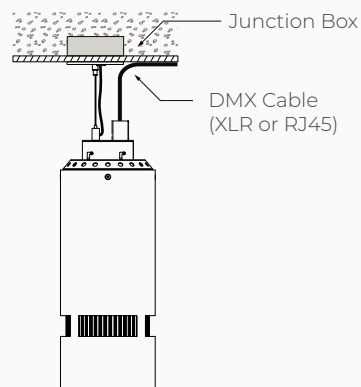
## MOUNTING OPTIONS\*

\*Junction box not included

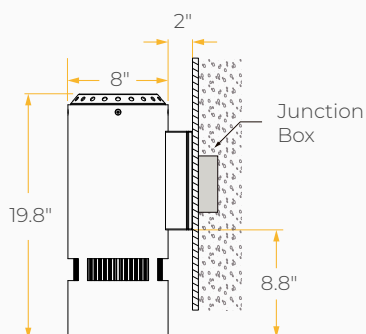
**Stem Mount**



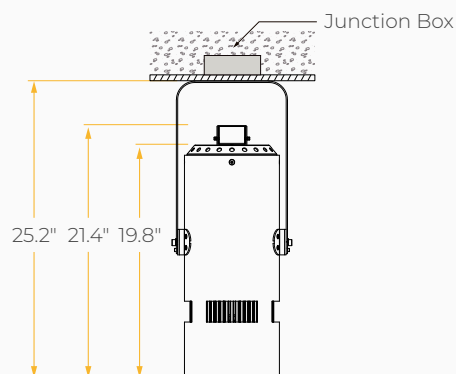
**Sloped Adjustable Cable /  
Adjustable Cable**



**Wall Mount**



**Yoke Mount**



**Surface Mount**

