

# DEXT MINI 10

SPECIFICATION SHEET  
OUTDOOR

POWERFUL HIGH BAY LUMINAIRE  
UP TO 14,000 LUMEN PACKAGE

## Housing

Diameter : Ø10.7" | Height : 8.7" | Weight : 6.17 lbs

## Material

Housing: High Pressure Die-Cast Aluminum

Lens: Clear Polycarbonate

## Power Input

80W, 100W | 120-277V

## Lumen Output

10,850 lm (80W), 13,550 lm (100W)

## Dimming

Standard 0-10V: Dims to 10%, automatic shut off when dimmed lower than 10%

DALI : Dims to 10%

## Color Quality

CRI 70, CRI 85

## Rated Life

> 100,000 Hours (L70)

## Finish



Black



White

## Color Temperature



3000K



3500K



4000K



5000K

## Optics



90°



Wide

## Mounting



Stem  
Mount



Adjustable  
Cable



Bracket  
Mount

## Warranty

5 Year limited warranty

## Listing




## High Efficacy Led Luminaire For General Illumination And High Ceilings

High performance durable luminaire for high ceiling applications up to 20 ft.

Delivering exceptional light levels at high operating temperatures with a delivered lumen package range of 10,850 lm to 13,550 lm.

Outdoor, wet location listed.



METEOR

[meteor-lighting.com](http://meteor-lighting.com)

## SPECIFICATION SHEET

## DEXT MINI 10

POWERFUL HIGH BAY LUMINAIRE  
UP TO 14,000 LUMEN PACKAGE

METEOR

## SPECIFICATION

PROJECT NAME

DATE

CATALOG #

QUANTITY

*The product configurator function on this page works only with the latest version of Chrome or Adobe Acrobat Reader.*

<input type="text" value="DSM10"/>	MODEL	DEXT MINI 10		
<input type="text"/>	WATTAGE	80 80W	100 100W	
<input type="text"/>	CCT / CRI	308 3000K / CRI 85 507 5000K / CRI 70	358 3500K / CRI 85	408 4000K / CRI 85
<input type="text" value="UNV"/>	VOLTAGE	UNV 120 – 277V		
<input type="text"/>	DIMMING	NOD Non-Dimming	STV Standard 0-10V dims to 10%	DALI DALI dims to 10%
<input type="text"/>	BEAM ANGLE	90 90°	WD Wide	
<input type="text"/>	FINISH	BLK Black	WHT White	
<input type="text"/>	MOUNTING	BRK Bracket AD10 Adjustable Cable 10ft	ST2 Stem 2ft SAD10 Sloped Adjustable Cable 10ft	ST4 Stem 4ft
<input type="text"/>	ACCESSORIES	SPD <sup>1</sup> Surge Protector CON <sup>2</sup> Conical Lens	ALS13 13" Aluminum Shroud WG <sup>3</sup> Wire Guard (IK10 Rating)	PCS11 11" PC Shroud FCS <sup>4</sup> Field Cut Stem Adapter Kit
<input type="text"/>	RATING	OUT <sup>5</sup> Outdoor Rating	NAT <sup>6</sup> Natatorium Rating	

 CLEAR FORM<sup>1</sup> Surge protector for up to 10KV. Applicable for unstable mains or facilities using high power machineries.<sup>2</sup> Only compatible with PCS11. Please factor in -15% change in lumen output with CON.<sup>3</sup> Please factor in change in lumen output of -14%<sup>4</sup> Option is not compatible with outdoor or natatorium configurations<sup>5</sup> Outdoor Rating: Coating and wiring will be changed to high UV resistant and corrosion resistant materials for long-term operation in outdoor environments<sup>6</sup> Natatorium Rating: Utilizes high corrosion-resistant materials for both coatings and sealants to prevent damage from long-term exposure to chlorine vapors

## SPECIFICATION SHEET

## DEXT MINI 10

POWERFUL HIGH BAY LUMINAIRE  
UP TO 14,000 LUMEN PACKAGE

METEOR

## TECHNICAL DETAILS

## Electrical

- 10,850 lm (80W)
- 13,550 lm (100W)
- Power Input: Universal (120-277V)
- Operating Temperature: -22°F~113°F
- Surge Protection: Built-in is 4KV

## LED Features

- Color Temperature: 3000K, 3500K, 4000K, 5000K
- CRI 70, CRI 85
- Long lasting LED luminaire tested under TM21 lumen maintenance L70 @ 100,000 Hrs

## Optics

- Precision molded high transmittance clear PC lens
- Beam Angle: 90°, Wide

## Advanced Dimming

- Proprietary VX Driver™ is incorporated to all dimming options for video flicker-free lighting
- Standard 0-10V: Dims to 10%, automatic shut off when dimmed lower than 10%
- DALI : Dims to 10%

## Housing

- Diameter: Ø10.7"
- Height: 8.7"
- Material: High Pressure Die-Cast Aluminum, PC Lens
- Weight: 6.17 lbs

## Mounting

- Stem 2ft or 4ft; 45° Swivel Canopy Included
- Adjustable Cable 10ft
- Bracket Mount
- Sloped Adjustable Cable 10ft

## Warranty

- 5-year limited warranty

## Listing

- ETL Wet Location Listed
- CE
- FCC
- IP65
- IK10

## PERFORMANCE SUMMARY\*

STD (Standard)				
CCT/WATTAGE	3000K	3500K	4000K	5000K
80W	10,000lm	10,320lm	10,650lm	10,850lm
100W	12,500lm	12,900lm	13,300lm	13,550lm

\*Beam Angle: 90° \*Tolerance ±8%

PCS (PC Shroud)				
CCT/WATTAGE	3000K	3500K	4000K	5000K
80W	9,500lm	9,800lm	10,100lm	10,310lm
100W	11,900lm	12,250lm	12,650lm	12,900lm

\*Beam Angle: 90° \*Tolerance ±8%

ALS (Aluminum Shroud)				
CCT/WATTAGE	3000K	3500K	4000K	5000K
80W	10,150lm	10,500lm	10,800lm	11,050lm
100W	12,700lm	13,100lm	13,500lm	13,800lm

\*Beam Angle: 90° \*Tolerance ±8%

Current Consumption		
WATTAGE / VOLT	120V	277V
80W	0.67A	0.28A
100W	0.83A	0.36A

## SPECIFICATION SHEET

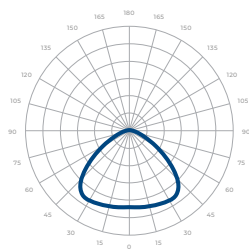
# DEXT MINI 10

POWERFUL HIGH BAY LUMINAIRE  
UP TO 14,000 LUMEN PACKAGE

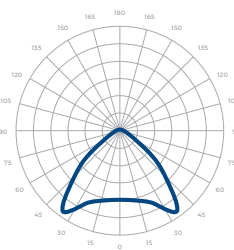
# METEOR

## PHOTOMETRICS

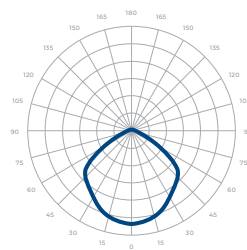
Below is a typical photometric representation of the Dext Mini fixture. Please download IES files to ensure exact photometric value.



STANDARD 90°



PC SHROUD 90°



ALUMINUM SHROUD 90°

## ACCESSORIES

13" Aluminum Shroud



11" PC Shroud



11" PC Shroud + Conical Lens



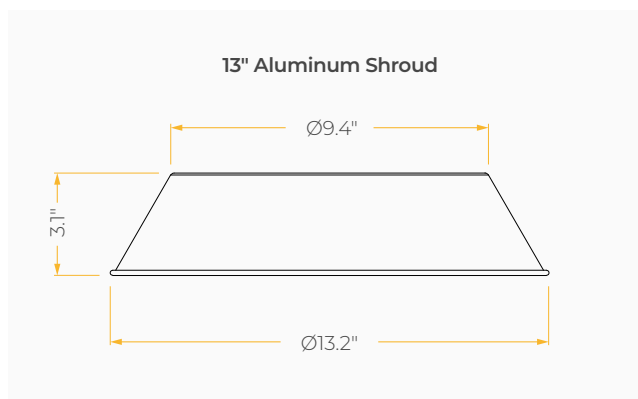
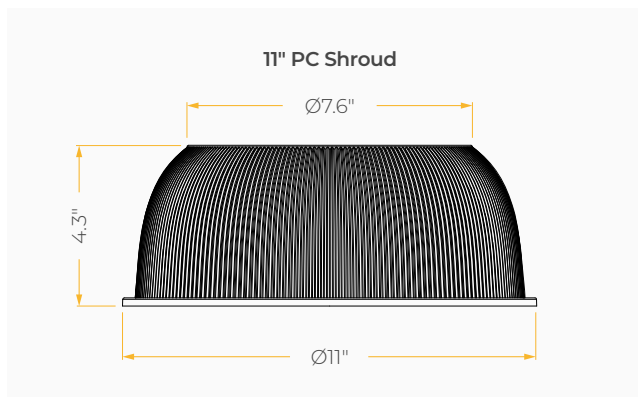
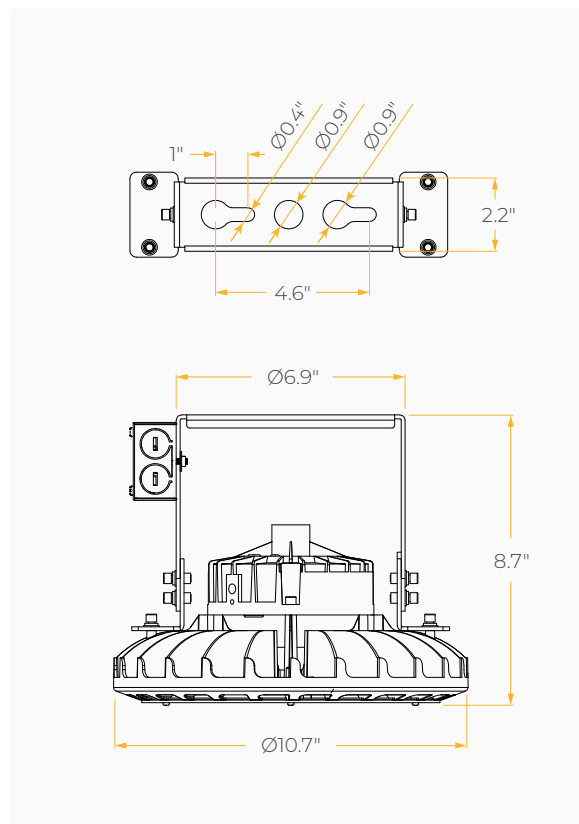
## SPECIFICATION SHEET

# DEXT MINI 10

POWERFUL HIGH BAY LUMINAIRE  
UP TO 14,000 LUMEN PACKAGE

# METEOR

## DIMENSIONS



## MOUNTING OPTIONS\*

\*Junction Box not included

