

DEXT MINI 12

SPECIFICATION SHEET
OUTDOOR

POWERFUL HIGH BAY LUMINAIRE
UP TO 26,350 LUMEN PACKAGE

Housing

Diameter : Ø13.4" | Height : 8.7" | Weight : 8.37 lbs

Material

Housing: High Pressure Die-Cast Aluminum

Lens: Clear Polycarbonate

Power Input

150W, 200W | 120-277V

Lumen Output

19,750 lm (150W), 26,350 lm (200W)

Dimming

Standard 0-10V: Dims to 10%, automatic shut off when dimmed lower than 10%

DALI : Dims to 10%

Color Quality

CRI 70, CRI 85

Rated Life

> 100,000 Hours (L70)

Finish



Black



White

Color Temperature



3000K



3500K



4000K



5000K

Optics



60°



90°



Wide

Mounting



Stem
Mount



Adjustable
Cable



Bracket
Mount

Warranty

5 Year limited warranty

Listing




High Efficacy Led Luminaire For General Illumination And High Ceilings

High performance durable luminaire for high ceiling applications up to 30 ft.

Delivering exceptional light levels at high operating temperatures with a delivered lumen package range of 19,750 lm to 26,350 lm.

Outdoor, wet location listed.



METEOR

meteor-lighting.com

SPECIFICATION SHEET

DEXT MINI 12

POWERFUL HIGH BAY LUMINAIRE
UP TO 26,350 LUMEN PACKAGE

METEOR

SPECIFICATION

PROJECT NAME

DATE

CATALOG #

QUANTITY

The product configurator function on this page works only with the latest version of Chrome or Adobe Acrobat Reader.

DSM12	MODEL	DEXT MINI 12		
	WATTAGE	150 150W	200 200W	
	CCT / CRI	308 3000K / CRI 85 507 5000K / CRI 70	358 3500K / CRI 85	408 4000K / CRI 85
UNV	VOLTAGE	UNV 120 – 277V		
	DIMMING	NOD Non-Dimming	STV Standard 0-10V dims to 10%	DALI DALI dims to 10%
	BEAM ANGLE	60 60°	90 90°	WD Wide
	FINISH	BLK Black	WHT White	
	MOUNTING	BRK Bracket AD10 Adjustable Cable 10ft	ST2 Stem 2ft SAD10 Sloped Adjustable Cable 10ft	ST4 Stem 4ft
	ACCESSORIES	SPD¹ Surge Protector CON² Conical Lens	ALS15 15" Aluminum Shroud WC³ Wire Guard (IK10 Rating)	PCS16 16" PC Shroud FCS⁴ Field Cut Stem Adapter Kit
	RATING	OUT⁵ Outdoor Rating	NAT⁶ Natatorium Rating	

 CLEAR FORM¹ Surge protector for up to 10KV. Applicable for unstable mains or facilities using high power machineries.² Only compatible with PCS16. Please factor in -15% change in lumen output with CON.³ Please factor in change in lumen output of -14%⁴ Option is not compatible with outdoor or natatorium configurations⁵ Outdoor Rating: Coating and wiring will be changed to high UV resistant and corrosion resistant materials for long-term operation in outdoor environments⁶ Natatorium Rating: Utilizes high corrosion-resistant materials for both coatings and sealants to prevent damage from long-term exposure to chlorine vapors

SPECIFICATION SHEET

DEXT MINI 12

POWERFUL HIGH BAY LUMINAIRE
UP TO 26,350 LUMEN PACKAGE

METEOR

TECHNICAL DETAILS

Electrical

- 19,750 lm (150W)
- 26,350 lm (200W)
- Power Input: Universal (120-277V)
- Operating Temperature: -22°F~113°F
- Surge Protection: Built-in is 4KV

LED Features

- Color Temperature: 3000K, 3500K, 4000K, 5000K
- CRI 70, CRI 85
- Long lasting LED luminaire tested under TM21 lumen maintenance L70 @ 100,000 Hrs

Optics

- Precision molded high transmittance clear PC lens
- Beam Angle: 60°, 90°, Wide

Advanced Dimming

- Proprietary VX Driver™ is incorporated to all dimming options for video flicker-free lighting
- Standard 0-10V: Dims to 10%, automatic shut off when dimmed lower than 10%
- DALI : Dims to 10%

Housing

- Diameter: Ø13.4"
- Height: 8.7"
- Material: High Pressure Die-Cast Aluminum, PC Lens
- Weight: 8.37 lbs

Mounting

- Stem 2ft or 4ft; 45° Swivel Canopy Included
- Adjustable Cable 10ft
- Bracket Mount

Warranty

- 5-year limited warranty

Listing

- ETL Wet Location Listed
- CE
- FCC
- IP65
- IK10

PERFORMANCE SUMMARY*

STD (Standard)				
CCT/WATTAGE	3000K	3500K	4000K	5000K
150W	18,200lm	18,880lm	19,400lm	19,750lm
200W	24,300lm	25,050lm	25,850lm	26,350lm

*Beam Angle: 90° *Tolerance ±8%

Current Consumption		
WATTAGE / VOLT	120V	277V
80W	1.25A	0.54A
100W	1.67A	0.72A

PCS (PC Shroud)				
CCT/WATTAGE	3000K	3500K	4000K	5000K
150W	17,300lm	17,850lm	18,400lm	18,800lm
200W	23,050lm	23,800lm	24,550lm	25,050lm

*Beam Angle: 90° *Tolerance ±8%

ALS (Aluminum Shroud)				
CCT/WATTAGE	3000K	3500K	4000K	5000K
150W	18,500lm	19,100lm	19,700lm	20,100lm
200W	24,650lm	25,500lm	26,250lm	26,800lm

*Beam Angle: 90° *Tolerance ±8%

SPECIFICATION SHEET

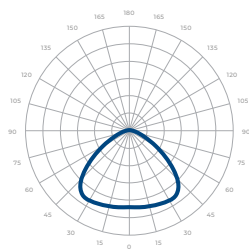
DEXT MINI 12

POWERFUL HIGH BAY LUMINAIRE
UP TO 26,350 LUMEN PACKAGE

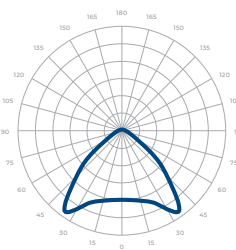
METEOR

PHOTOMETRICS

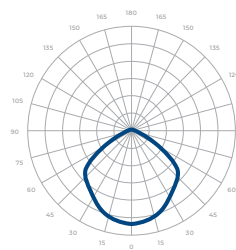
Below is a typical photometric representation of the Dext Mini fixture. Please download IES files to ensure exact photometric value.



STANDARD 90°



PC SHROUD 90°



ALUMINUM SHROUD 90°

ACCESSORIES

15" Aluminum Shroud



16" PC Shroud



16" PC Shroud + Conical Lens



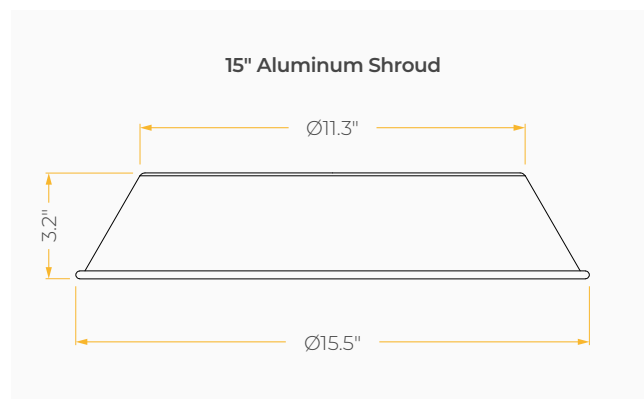

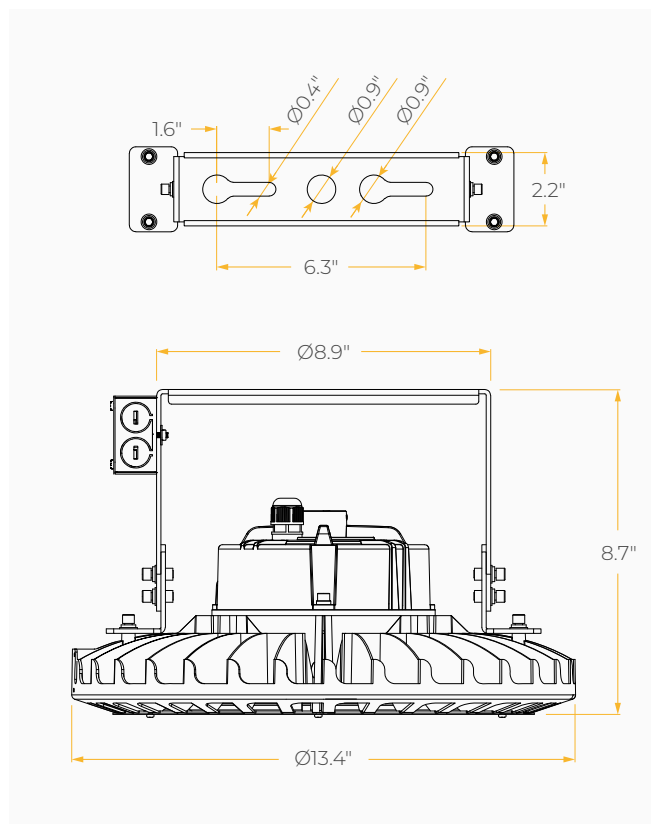
SPECIFICATION SHEET

DEXT MINI 12

POWERFUL HIGH BAY LUMINAIRE
UP TO 26,350 LUMEN PACKAGE

METEOR

DIMENSIONS



MOUNTING OPTIONS*

*Junction Box not included

