

DOT 3

AESTHETIC MICROCYLINDER SMALL BEYOND COMPARE

Housing

Diameter : Ø3.5" | Height : 8.5" | Weight : 2.9 lbs

Material

Housing: Extruded Aluminum

Lens: TIR Polycarbonate Lens

Power Input

10W, 15W, 25W | 120-277V

Lumen Output

1,750 lm (15W)

2,340 lm (20W)

2,920 lm (25W)

Dimming

Superior 0-10V: dims to 1%, dims to dark

TRC: Linear line-voltage phase control, dims to 1%

Color Quality

CRI 85, CRI 93 | UGR ≤ 19

Rated Life

> 100,000 Hours (L70)

Finish



Black



White

Color Temperature



2700K



3000K



3500K



4000K

Optics



20°



25°



45°



60°

Mounting



Stem
Mount



Cord
Mount



Surface
Mount

Warranty

5 Year limited warranty

Listing



One Microcylinder Family To Rule Them All

The Dot 3 micro cylinders come with a delivered lumen package of up to 2,920 lm. Available in black and white finishes, a variety of mounting options, and accessories.

Two years on from the introduction of the Dot series, we have now expanded the line to include even smaller apertures and greater optical, and design accessories. Offering optimal balance between diminutive design and high performance.



METEOR

meteor-lighting.com

SPECIFICATION SHEET

DOT 3 AESTHETIC MICROCYLINDER
SMALL BEYOND COMPARE

METEOR

SPECIFICATION

PROJECT NAME

DATE

CATALOG #

QUANTITY

The product configurator function on this page works only with the latest version of Chrome or Adobe Acrobat Reader.

DT3	MODEL	DOT 3		
	WATTAGE	15 15W	20 20W	25 25W
	CCT / CRI	278 2700K / CRI 85 279 2700K / CRI 93 408 4000K / CRI 85	308 3000K / CRI 85 309 3000K / CRI 93	358 3500K / CRI 85 359 3500K / CRI 93
UNV	VOLTAGE	UNV 120 – 277V		
	DIMMING	SPV Superior 0-10V dims to 1%, dims to dark	TRC ¹ Linear line-voltage phase control, dims to 1%	
	BEAM ANGLE	20 20° 60 60°	25 25°	45 45°
	FINISH	BLK Black	WHT White	
	MOUNTING	ST2 Stem Mount 2ft SUM Surface Mount	ST4 Stem Mount 4ft	CM10 Cord Mount 10ft
	ACCESSORIES	HC ^{2,4} Hex Cell Louver	SL ^{3,4} Solite Lens	FCS Field Cut Stem Adapter Kit

 **CLEAR FORM**

¹ Option is only compatible with 120V

² Please factor in change in lumen output of -30%

³ Please factor in change in lumen output of -12%

⁴ Only one accessory can be chosen

SPECIFICATION SHEET

DOT 3 AESTHETIC MICROCYLINDER
SMALL BEYOND COMPARE

METEOR

TECHNICAL DETAILS

Electrical

- 1,750 lm (15W)
- 2,340lm (20W)
- 2,920 lm (25W)
- Power Input: Universal (120/277V)
- Operating Temperature: 14°F~95°F
- Surge Protection: Built-in is 2.5KV
- Integral Driver on all product configurations

LED Features

- Color Temperature: 2700K, 3000K, 3500K, 4000K
- CRI 85, CRI 93
- UGR ≤ 19
- Long life LED system designed for typical TM21 lumen maintenance ≥ L70 @ 100,000Hours

Optics

- TIR Polycarbonate Lens
- Precision molded high transmittance clear PC lenses
- Beam Angle: 20°, 25°, 45°, 60°

Advanced Dimming

- Proprietary VX Driver™ is incorporated to all dimming options for video flicker-free lighting
- Superior 0-10V: dims to 1%, dims to dark
- TRC: Linear line-voltage phase control, dims to 1%

Housing

- Diameter: Ø3.5"
- Height: 8.5"
- Material: Extruded Aluminum
- Weight: 2.9 lbs

Mounting

- Stem Mount 2ft or 4ft
- Cord Mount 10ft
- Surface Mount

Warranty

- 5-year limited warranty

Listing

- ETL Damp Location Listed
- CE
- FCC
- JA8 Title 24 Compliant

PERFORMANCE SUMMARY*

STD (Standard)				
CCT/WATTAGE	2700K	3000K	3500K	4000K
15W	1,605lm	1,690lm	1,730lm	1,750lm
20W	2,140lm	2,260lm	2,310lm	2,340lm
25W	2,675lm	2,820lm	2,880lm	2,920lm

Current Consumption		
WATTAGE / VOLT	120V	277V
15W	0.14A	0.06A
20W	0.18A	0.08A
25W	0.24A	0.11A

*Beam Angle: 60° *Tolerance ±8%

*For specifications requiring a CRI of 93, apply a 0.85 multiplier to the lumen output values listed.

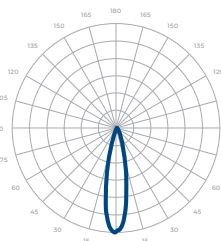
SPECIFICATION SHEET

DOT 3 AESTHETIC MICROCYLINDER
SMALL BEYOND COMPARE

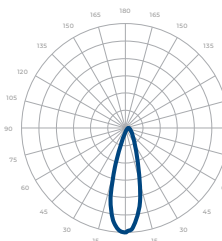
METEOR

PHOTOMETRICS

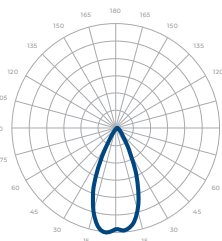
Below is a typical photometric representation of the Dot 3 fixture. Please download IES files to ensure exact photometric value.



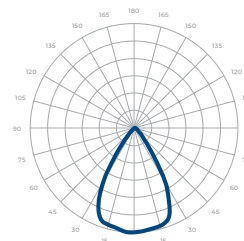
20°



25°



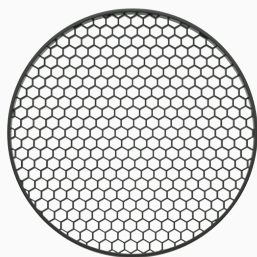
45°




60°

ACCESSORIES

Hex Cell Louver



Solite Lens

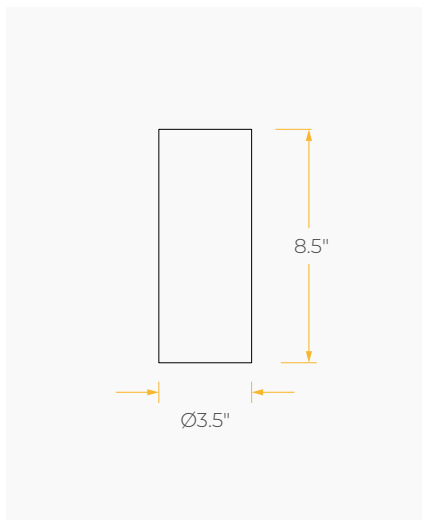


SPECIFICATION SHEET

DOT 3 AESTHETIC MICROCYLINDER
SMALL BEYOND COMPARE

METEOR

DIMENSIONS



MOUNTING OPTIONS*

*Junction Box not included

