

LANCE 4

ARCHITECTURAL GRADE OUTDOOR WALL LUMINAIRE

Housing

Diameter : Ø4" | Height : 9.5" | Weight : 9.2 lbs

Material

Housing: Extruded Aluminum

Lens: Tempered Glass

Power Input

20W, 30W | 120, 277V

Lumen Output

2,150 lm (20W), 3,200 lm (30W)

Dimming

Standard 0-10V: Dims to 10%

Superior 0-10V: Dims to 1%

TRC: Linear line-voltage phase control, dims to 1%

Color Quality

CRI 85, CRI 93

Rated Life

> 100,000 Hours (L70)

Finish



Black



White



Gray



Bronze

Color Temperature



2700K



3000K



3500K



4000K

Optics



30°



45°



60°



Wide

Warranty

5 Year limited warranty

Listing



SPECIFICATION SHEET SINGLE SIDED

Designed for Timeless Exteriors

The Lance 4 is a high-performing range of architectural outdoor wall mounted luminaires, that delivers up to 3,200 lumens combined.

It's the perfect balance between decorative and functional, allowing you to graze brilliant surfaces and textures to make a bold after-dark statement.



METEOR

meteor-lighting.com

SPECIFICATION SHEET / SINGLE SIDED

LANCE 4

ARCHITECTURAL GRADE
OUTDOOR WALL LUMINAIRE

METEOR

SPECIFICATION

PROJECT NAME

DATE

CATALOG #

QUANTITY

The product configurator function on this page works only with the latest version of Chrome or Adobe Acrobat Reader.

LA4S	MODEL	LA4S Lance 4 Single Sided		
	DIRECTION	D Down	U Up	
	WATTAGE	20 20W	30 30W	
	CCT / CRI	278 2700K / CRI 85 309 3000K / CRI 93 408 4000K / CRI 85	279 2700K / CRI 93 358 3500K / CRI 85	308 3000K / CRI 85 359 3500K / CRI 93
UNV	VOLTAGE	UNV 120 – 277V		
	DIMMING	NOD Non-Dimming TRC¹ Linear line-voltage phase control, dims to 1%	STV Standard 0-10V dims to 10%	SPV Superior 0-10V dims to 1%
	BEAM ANGLE	30 30° WD² Wide	45 45°	60 60°
	FINISH	BLK Black BRZ Bronze	WHT³ White	GRY Gray
	ACCESSORIES	WW⁴ Wall Wash 20° SL⁵ Solite Lens	LL⁴ Linear Lens	FW⁴ Forward Throw
	RATING	OUT⁶ Outdoor Rating	NAT⁷ Natatorium Rated	MAR⁸ Marine Rating

 CLEAR FORM

¹ TRC is only compatible with 120V

² WD option reduces delivered lumens by ~12%

³ WHT is not compatible with MAR

⁴ WW option reduces delivered lumens by ~20%, and WW is only compatible with 30°

⁵ SL option reduces delivered lumens by ~15%

⁶ Outdoor Rating: Coating and wiring will be changed to high UV resistant and corrosion resistant materials for long-term operation in outdoor environments

⁷ Natatorium Rating: Coating and sealant will be changed to high corrosion resistant materials to prevent damage from long-term exposure to chlorine vapors

⁸ Marine Rating: Uses high corrosion-resistant materials for the coating and sealant to prevent damage from long-term exposure to saltwater environment

TECHNICAL DETAILS

Electrical

- 2,150 lm (20W)
- 3,200 lm (30W)
- Power Input: Universal (120/277V)
- Operating Temperature: 14°F~104°F
- Surge Protection: Built-in is 2.5KV
- Power Factor Greater than 0.9

LED Features

- Color Temperature: 2700K, 3000K, 3500K, 4000K
- CRI 85, CRI 93
- Long lasting LED luminaire tested under TM21 lumen maintenance L70 @ 100,000 Hrs

Optics

- Precision molded high transmittance clear PC lens
- Beam Angle: 30°, 45°, 60°, Wide

Advanced Dimming

- Proprietary VX Driver™ is incorporated to all dimming options for video flicker-free lighting
- Standard 0-10V: Dims to 10%
- Superior 0-10V: Dims to 1 %
- TRC: Linear line-voltage phase control, dims to 1% (120V only)

Housing

- Diameter: Ø4"
- Height: 9.5"
- Material: Extruded Aluminum, Tempered Glass
- Weight: 9.2 lbs

Warranty

- 5-year limited warranty

Listing

- ETL Wet Location Listed
- CE
- FCC
- IP 65

PERFORMANCE SUMMARY*

Delivered Lumens				
CCT/WATTAGE	2700K	3000K	3500K	4000K
20W	1,970lm	2,050lm	2,100lm	2,150lm
30W	2,900lm	3,050lm	3,100lm	3,200lm

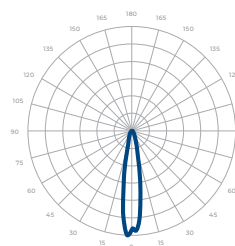
Current Consumption		
WATTAGE / VOLT	120V	277V
20W	0.2A	0.09A
30W	0.3A	0.13A

*Tolerance ±8%

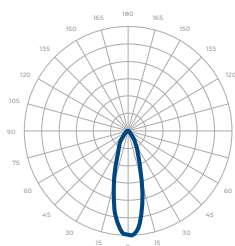
*For specifications requiring a CRI of 93, apply a 0.8 multiplier to the lumen output values listed.

PHOTOMETRICS

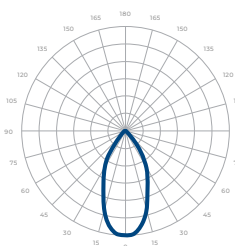
Below is a typical photometric representation of the Lance 4 fixture. Please download IES files to ensure exact photometric value.



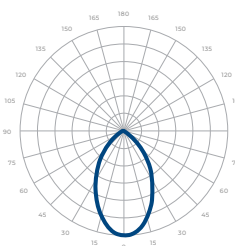
30°



45°



60°



WIDE

DIMENSIONS

