

# ORION 4

## ARCHITECTURAL ROUND CYLINDER FEATURING POWER LINE TECHNOLOGY

### Housing

Diameter : Ø4" | Height : 9.5" | Weight : 8 lbs

### Material

Housing : Extruded Aluminum

Reflector : Flow Forming Aluminum

### Power Input

15W, 25W, 35W, 45W | 120V-277V

### Lumen Output

1,300 lm (15W), 2,200 lm (25W), 3,150 lm (35W), 4,000 lm (45W)

### Dimming

Standard 0-10V : Dims to 10%

Superior 0-10V : Dims to 1%

DMX : High resolution dims to 0.1%

LDE1 : Hi-Lume 1% EcoSystem

TRC : Linear line-voltage phase control, dims to 1% (120V only)

### Color Quality

CRI 85, CRI 93

### Rated Life

> 100,000 Hours (L70)

### Finish



Black



White

### Color Temperature



2700K



3000K



3500K



4000K

### Optics



35°



45°



60°



Wide

### Mounting



Power Line  
Mount



Stem  
Mount



Cord  
Mount



Surface  
Mount

### Warranty

5 Year limited warranty

### Listing



## Sleek Form Cylinder

A 4-inch aperture luminaire that features a low-profile housing with regressed optics for excellent glare control. Capable of delivering up to 4,000 lm, it features a wide variety of mounting options, including Meteor's proprietary Powerline™ system for a clean and aesthetic option to elevate and illuminate beautiful spaces.



# METEOR

[meteor-lighting.com](https://meteor-lighting.com)

## SPECIFICATION SHEET

# ORION 4

 ARCHITECTURAL ROUND CYLINDER  
FEATURING POWER LINE TECHNOLOGY

# METEOR

## SPECIFICATION

PROJECT NAME

DATE

CATALOG #

QUANTITY

The product configurator function on this page works only with the latest version of Chrome or Adobe Acrobat Reader.

<input type="text" value="OR4"/>	MODEL	ORION 4		
<input type="text"/>	WATTAGE	15 15W 45 45W	25 25W	35 35W
<input type="text"/>	CCT / CRI	278 2700K / CRI 85 309 3000K / CRI 93 408 4000K / CRI 85	279 2700K / CRI 93 358 3500K / CRI 85	308 3000K / CRI 85 359 3500K / CRI 93
<input type="text"/>	VOLTAGE	UNV 120-277V	120 120V	
<input type="text"/>	DIMMING	STV Standard 0-10V dims to 10% LDEI <sup>1</sup> Hi-Lume 1% EcoSystem LED Driver with Soft-on, Fade-to-Black	SPV Superior 0-10V dims to 1% TRC <sup>2</sup> Linear line-voltage phase control, dims to 1%	DMXR <sup>1</sup> DMX dims to 0.1% (RJ45 Sockets)
<input type="text"/>	BEAM ANGLE	35 35° WD <sup>3</sup> Wide	45 45°	60 60°
<input type="text"/>	FINISH	BLK Matte Black	WHT Matte White	
<input type="text"/>	TRIM FINISH	BLK Matte Black	SLV Matte Silver	
<input type="text"/>	MOUNTING	CM10 Cord Mount 10ft ST4 Stem 4ft	PL2 ( 2 / 4 / 6 / 8 / 10 ) Power Line Mount (2, 4, 6, 8, 10 ft.) SUM <sup>4</sup> Surface Mount	ST2 Stem 2ft
<input type="text"/>	ACCESSORIES	RM <sup>5</sup> Remote Power	FCS Field Cut Stem Adapter Kit	

<sup>1</sup> Option is only compatible with remote power

<sup>2</sup> Option is only compatible with 120V

<sup>3</sup> Please factor in change in lumen output of -20% with WD

<sup>4</sup> Option is compatible with standard canopy

<sup>5</sup> Remote power comes with a shallow canopy

## SPECIFICATION SHEET

# ORION 4

ARCHITECTURAL ROUND CYLINDER  
FEATURING POWER LINE TECHNOLOGY

# METEOR

## TECHNICAL DETAILS

### Electrical

- 1,330 lm (15W)
- 2,160 lm (25W)
- 3,150 lm (35W)
- 4,000 lm (45W)
- Power Input: 120V or 277V
- Operating Temperature: 14°F~104°F
- Surge Protection: Built-in is 2KV
- Power Factor Greater than 0.9

### LED Features

- Color Temperature : 2700K, 3000K, 3500K, 4000K
- CRI 85, CRI 93
- Long lasting LED luminaire tested under TM21 lumen maintenance L70 @ 100,000 Hrs

### Optics

- Flow Forming Aluminum Reflector
- Beam Angle : 35°, 45°, 60°, WD

### Advanced Dimming

- Proprietary VX Driver™ is incorporated to all dimming options for video flicker-free lighting
- Standard 0-10V : Dims to 10%
- Superior 0-10V : Dims to 1%
- DMX : High resolution dims to 0.1% (Supports ANSI E1.20 RDM protocol)
- LDE1 : Hi-Lume 1% EcoSystem LED Driver with Soft-on, Fade-to-Black
- TRC: Linear line-voltage phase control, dims to 1%

### Housing

- Diameter: Ø4"
- Height : 9.5"
- Weight : 8 lbs
- Material : Extruded Aluminum

### Mounting

- Power Line Mount 2ft, 4ft, 6ft, 8ft, 10ft with High Lumen Power Suspension
- Stem 2ft or 4ft
- Cord Mount 10ft
- Surface Mount

### Warranty

- 5-year limited warranty

### Listing

- ETL Damp Location Listed
- FCC
- CE

## PERFORMANCE SUMMARY\*

Delivered Lumens				
CCT/WATTAGE	2700K	3000K	3500K	4000K
15W	1,200lm	1,260lm	1,300lm	1,330lm
25W	1,950lm	2,030lm	2,100lm	2,160lm
35W	2,850lm	2,910lm	3,060lm	3,150lm
45W	3,550lm	3,700lm	3,820lm	4,000lm

Current Consumption		
WATTAGE / VOLT	120V	277V
15W	0.14A	0.06A
25W	0.23A	0.1A
35W	0.32A	0.14A
45W	0.41A	0.18A

\* Beam Angle 35° Tolerance ±8%

\* For specifications requiring a CRI of 93, apply a 0.75 multiplier to the lumen output values listed.

## SPECIFICATION SHEET

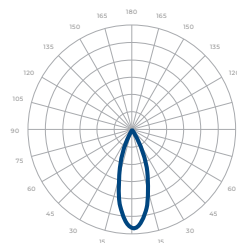
# ORION 4

ARCHITECTURAL ROUND CYLINDER  
FEATURING POWER LINE TECHNOLOGY

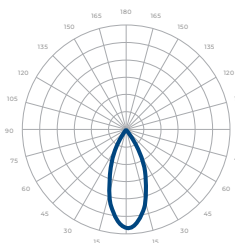
# METEOR

## PHOTOMETRICS

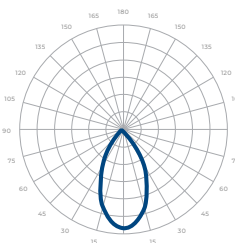
Below is a typical photometric representation of the Orion 4 fixture. Please download IES files to ensure exact photometric value.



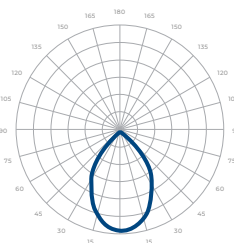
35°



45°



60°



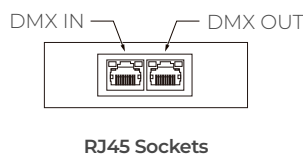
WIDE

## DMX REQUIREMENTS

The Orion 4 fixture with DMX is a **single channel dmx** unit. When placing an order, please indicate DMX address. (The DMX address will be listed on the back of the fixture). Do not connect more than 32 fixtures per DMX daisy chain.

The fixture can be connected with RJ45 sockets. DMX cables **are not** included; please refer to compatible DMX cabling list for more information. The final fixture on each daisy chain should be terminated by the use of a DMX terminator purchased from a 3rd party or from Meteor.

CONNECTION	RJ45 (CAT5e)
Common	WHITE/BROWN(PIN7) & BROWN (PIN 8)
Signal -	ORANGE (PIN 2)
Signal +	WHITE/ORANGE (PIN 1)
Spare	-
Spare	-



## COMPATIBLE DMX CABLING LIST

DMX uses a cable consisting of two twisted pairs plus a shield to carry data. The cable must be specifically impedance matched for the digital DMX signal, meaning that microphone cable or other non-rated cable **must not be used to carry DMX**. Network cable (Cat5, 5e or 6 cable) may be used to carry DMX in an installation; however special consideration must be given to shielding and termination. Under no circumstances should solid core cable like Cat5 be terminated into a screw down connector.

Meteor recommends the use of Belden 9729 or Belden 9841 for DMX installation. Belden 9729/9841 is a two pair cable, which allows for a spare pair for 'out and back' type terminations if needed.

## SPECIFICATION SHEET

# ORION 4

ARCHITECTURAL ROUND CYLINDER  
FEATURING POWER LINE TECHNOLOGY

# METEOR

## COMPATIBLE LDE1 DIMMER LIST

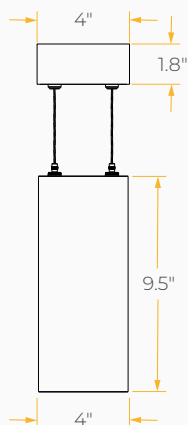
LUTRON PART NO.						
RMJ-ECO32-DV-B	FCJ/FCJS-ECO	QSN-1ECO-S	QSN-2ECO-S	QSGRJ-_E	QSGR-_E	QP2-__ 2C
QP2-__ 4C	QP2-__ 6C	QP2-__ 8C	LQSE-2ECO-D			

## COMPATIBLE TRC DIMMER LIST

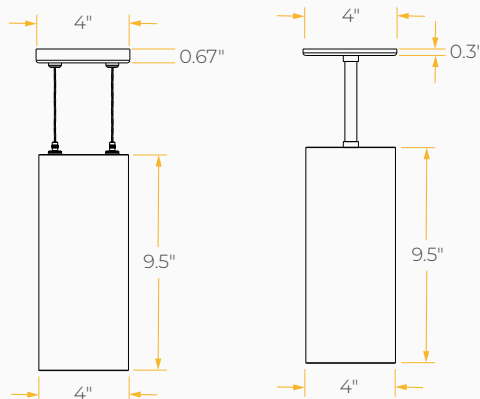
PART NO.					
Lutron S-603PG	Lutron DVCL-153P	Lutron DVLV-600P	Lutron TGCL-153P	Lutron S-600P	Lutron DVELV-303P
Lutron SELV-300P	Lutron TG-600P	Lutron DVLV-600P	Lutron LG-600P	Lutron CT-103P	Lutron MAELV-600
Lutron FAELV-500	Leviton IPI06-1LZ	Leviton 6631-2	Leviton VPE06	Leviton 6683-IW	Leviton 6161
Leviton 6633-P	Leviton IPE04	Cooper DLC03P	Cooper SLC03P	Cooper DAL06P	Lightolier ZP260QEW

## DIMENSIONS

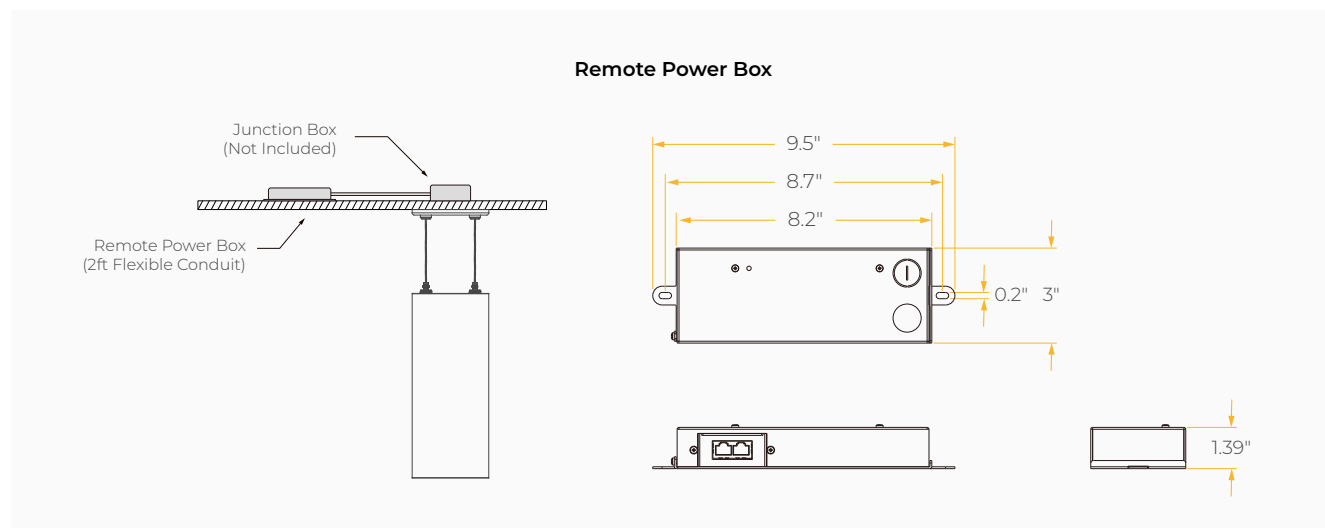
STV / SPV / TRC



STV / SPV / DMX / TRC / ECO  
(Remoted length can be 50ft max)

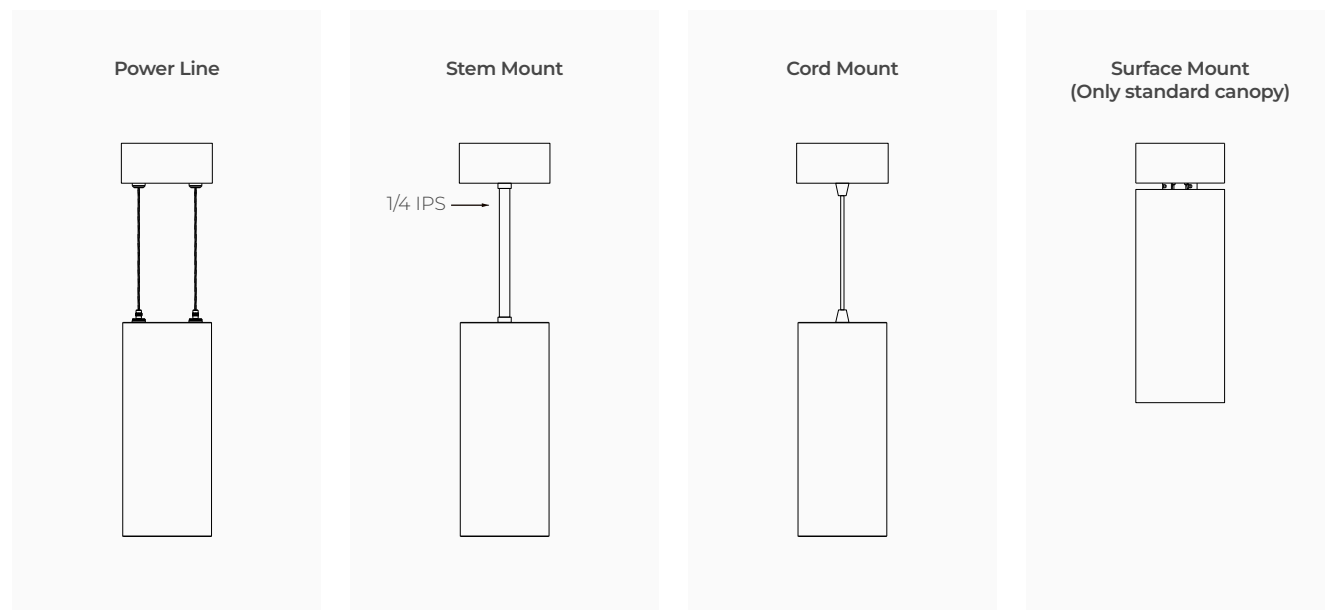


## DIMENSIONS



## MOUNTING OPTIONS

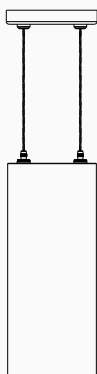
*\*Standard Driver-In Canopy Mounting Options*



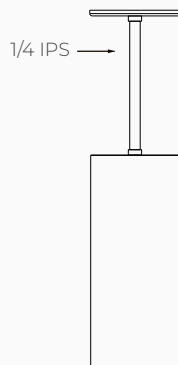
**REMOTE POWER CANOPY MOUNTING OPTIONS**

---

Power Line



Stem Mount



Cord Mount

