

REV 4

QUIET CEILING DESIGN HIGH LUMEN RECESSED DOWNLIGHT

Housing

Aperture : Ø4.3" | Oversize Trim : 5.3" | Ceiling Cutout : 5"
Maximum Ceiling Thickness : 2" | Height : 8" | Weight : 8.8 lbs

Material

Housing : Extruded Aluminum
Reflector : Flow Forming Aluminum

Power Input

20W, 40W | 120V, 277V

Lumen Output

1,950 lm (20W), 3,710 lm (40W)

Dimming

Superior 0-10V: dims to 1%, dims to dark
DMX : High resolution dims to 0.1%

Color Quality

CRI 85

Rated Life

> 100,000 Hours (L70)

Finish



Black



White

Color Temperature



ColorFlip™ Tunable White
2700K ↔ 6500K

Optics



45°



55°

Warranty

5 Year limited warranty

Listing





SPECIFICATION SHEET
TUNABLE WHITE
NEW CONSTRUCTION

Precision Engineered For High Performance.

4-inch aperture high lumen recessed downlight utilizing Meteor Lighting's proprietary ColorFlip™ Tunable White solution, that results in superior efficacy and heat management.

This product is compatible with all existing 0-10V and DMX control systems. Bringing human centric lighting to your spaces.



METEOR

meteor-lighting.com

SPECIFICATION

PROJECT NAME

DATE

CATALOG #

QUANTITY

The product configurator function on this page works only with the latest version of Chrome or Adobe Acrobat Reader.

RS4N	MODEL	REV 4 WITH NEW CONSTRUCTION FRAME		
	WATTAGE	20 20W	40 40W	
TNW	CCT / CRI	TNW 2700K- 6500K		
	VOLTAGE	120 120V	277 277V	
	DIMMING	SPV Superior 0-10V dims to 1%, dims to dark	DMX DMX dims to 0.1% (XLR Sockets)	DMXR DMX dims to 0.1% (RJ45 Sockets)
	BEAM ANGLE	45 45° with Standard Trim	55 55° with Low Trim	
	FINISH*	BLK Black	WHT White	
	ACCESSORIES	SCA410 Sloped Ceiling Adapter 8°-12°		

 **CLEAR FORM**** Finish indicates Trim only, with standard matte silver reflector.*

TECHNICAL DETAILS**Electrical**

- 1,950 lm (20W)
- 3,710 lm (40W)
- Power Input: 120V or 277V
- Operating Temperature: -20°F~104°F
- Surge Protection: Built-in is 4KV
- Power Factor Greater than 0.9

LED Features

- ColorFlip™ Tunable White 2700K ↔ 6500K
- CRI 85
- Long lasting LED luminaire tested under TM21 lumen maintenance L70 @ 100,000 Hrs

Optics

- Flow Forming Aluminum Reflector
- Beam Angle : 45°, 55° (Low Trim only)

Advanced Dimming

- Proprietary VX Driver™ is incorporated to all dimming options for video flicker-free lighting
- Superior 0-10V: dims to 1%, dims to dark
- DMX : High resolution dims to 0.1% (Supports ANSI E1.20 RDM protocol)

New Construction Housing

- Aperture : Ø4.25"
- Height : 8"
- Weight : 8.8 lbs
- Material : Extruded Aluminum
- Non-IC Rated, insulation must be kept >1ft from housing
- Oversize Trim : 5.3"
- Ceiling Cutout : 5"
- Maximum Ceiling Thickness : 2"
- Tool-less top access allows service from above and below
- Light engine, optics, and driver(s) accessible from below ceiling

*Note: C-Channel / Mounting Channels / T-Bar Hangers are purchased from a third party

Warranty

- 5-year limited warranty

Listing

- ETL Damp Location Listed
- FCC
- CE
- UKCA

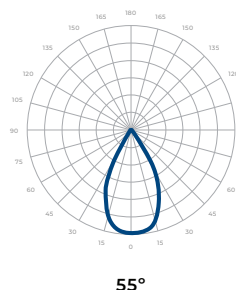
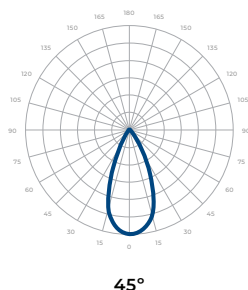
PERFORMANCE SUMMARY*

ColorFlip™	2700K	3000K	3500K	4000K	4500K	5000K	5700K	6500K
DMX CCT Signal (%)	0%	10%	25%	45%	60%	70%	85%	100%
0-10V CCT Voltage	0	1	2.5	4.5	6	7	8.5	10
20W	1,590lm	1,710lm	1,820lm	1,950lm	1,930lm	1,890lm	1,860lm	1,840lm
40W	3,010lm	3,240lm	3,470lm	3,710lm	3,650lm	3,600lm	3,550lm	3,500lm
CRI	85	86	87	88	89	88	87	86

*Beam Angle: 55° *Tolerance ±8%

PHOTOMETRICS

Below is a typical photometric representation of the Rev 4 fixture. Please download IES files to ensure exact photometric value.



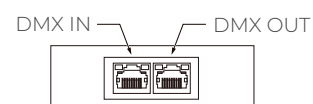
DMX REQUIREMENTS

The Rev 4 Tunable White fixture with DMX unit has **two channels** per fixture (1 to control intensity, 1 to control color). When placing an order, please indicate DMX address. (The DMX address will be listed on the back of the fixture). Do not connect more than 32 fixtures per DMX daisy chain.

DMX Address		
Fixture	Intensity Control (ex. X)	Color Control (ex. X+1)
#1	1	2
#2	3	4
#3	5	6

The fixture can be connected with RJ45 or XLR sockets. DMX cables **are not** included; please refer to compatible DMX cabling list for more information. The final fixture on each daisy chain should be terminated by the use of a DMX terminator purchased from a 3rd party or from Meteor.

CONNECTION	RJ45 (CAT5e)	5-PIN XLR
Common	WHITE/BROWN(PIN7) & BROWN (PIN 8)	PIN 1
Signal -	ORANGE (PIN 2)	PIN 2
Signal +	WHITE/ORANGE (PIN 1)	PIN 3
Spare	-	PIN 4
Spare	-	PIN 5



RJ45 Sockets



DMX IN DMX OUT

XLR Sockets

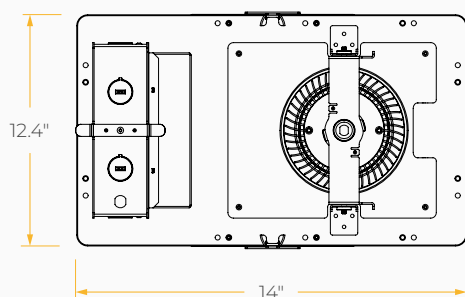
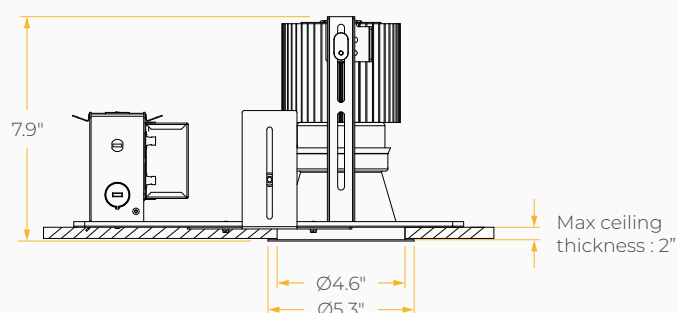
REV 4 QUIET CEILING DESIGN HIGH LUMEN RECESSED DOWNLIGHT

COMPATIBLE DMX CABLING LIST

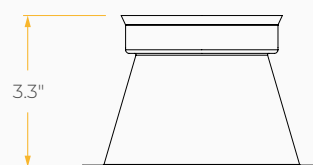
DMX uses a cable consisting of two twisted pairs plus a shield to carry data. The cable must be specifically impedance matched for the digital DMX signal, meaning that microphone cable or other non-rated cable **must not be used to carry DMX**. Network cable (Cat5, 5e or 6 cable) may be used to carry DMX in an installation; however special consideration must be given to shielding and termination. Under no circumstances should solid core cable like Cat5 be terminated into a screw down connector.

Meteor recommends the use of Belden 9729 or Belden 9841 for DMX installation. Belden 9729/9841 is a two pair cable, which allows for a spare pair for 'out and back' type terminations if needed.

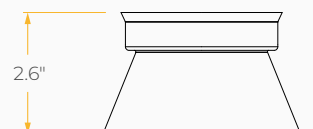
DIMENSIONS



Standard Trim



Low Trim



Sloped Ceiling Adapter

