

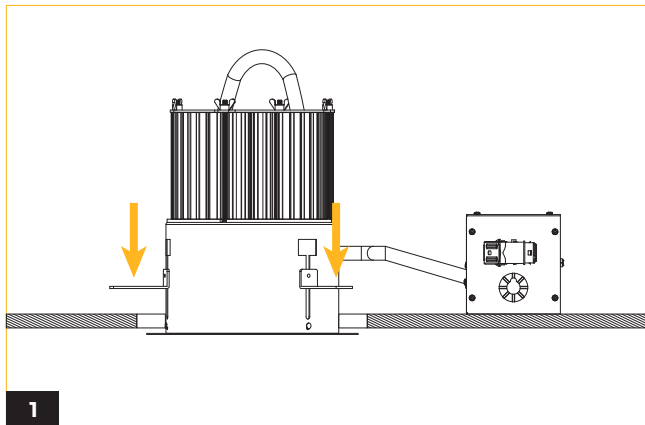
IMPORTANT SAFETY INFORMATION

READ AND FOLLOW ALL SAFETY INSTRUCTIONS

**FOR FIELD ASSISTANCE PLEASE CALL
+1-213-255-2060 #4**

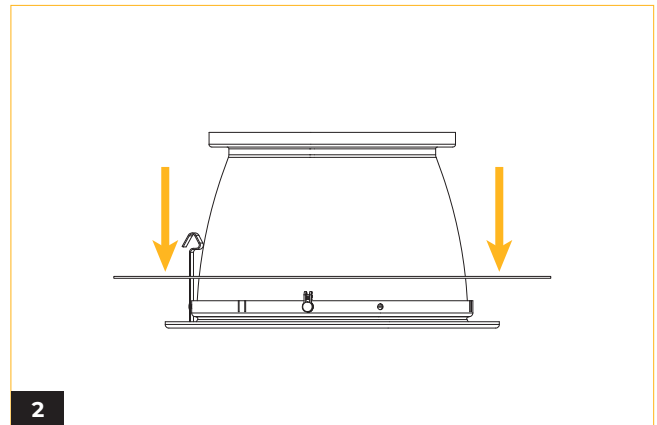
- Before wiring to power supply and during servicing or relamping, turn off power at fuse or circuit breaker.
- All servicing or relamping must be performed by qualified service personnel.
- Product must be grounded to avoid potential electric shock or other potential hazard.
- Product must be installed at locations and heights, in a manner consistent with its intended use, and in compliance with electrical code and local codes.

SAVE THESE INSTRUCTIONS FOR FUTURE REFERENCE



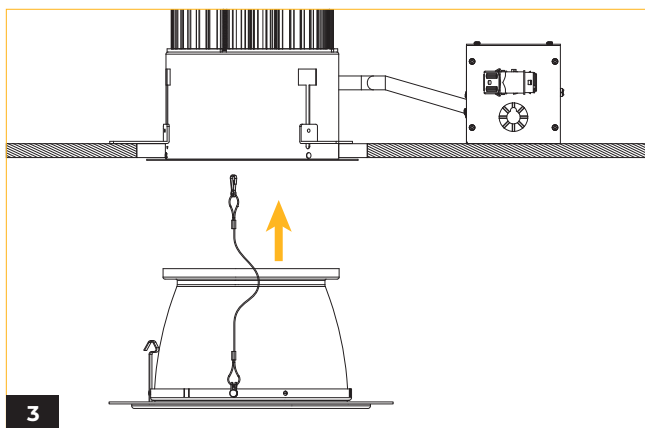
1

Place fixture into ceiling aperture and secure the bracket.



2

Slip goof ring over reflector.



3

Install reflector and goof ring into the fixture.