

REV FLEX 6

SPECIFICATION SHEET
RETROFIT

REVOLUTIONARY ADJUSTABLE DOWNLIGHTS

Housing

Aperture : Ø5.7" | Height : 7.5" | Weight : 4.4 lbs
Maximum Ceiling Thickness : 1.38" | Ceiling Cutout : 6"

Material

Housing : High Pressure Die-Cast Aluminum
Optics : Aluminum Reflector

Power Input

30W, 40W, 60W | 120V, 277V

Lumen Output

2,200 lm (30W), 3,060 lm (45W), 4,590 lm (60W), 7,220 lm (60W Prime)

Dimming

Superior 0-10V : dims to 1%, dims to dark
TRC : Line-voltage phase control : Dims to 1%
DMX : High resolution dims to 0.1%
DALI : Logarithmic dims to 1%

Color Quality

CRI 85, CRI 93

Rated Life

> 100,000 Hours (L70)

Bezel Finish



Matte
Black



Matte
White



Matte
Silver

Trim Finish



Matte
Black



Matte
White

Color Temperature



2700K



3000K



3500K



4000K

Optics



20°



35°



50°

Adjustability



0°-30°
Tilt



0°-359°
Rotation

Warranty

5 Year limited warranty

Listing



Quiet . Adjustable. Color Changing.

The new REV Flex series is an extension of Meteor's revolutionary downlights with an adjustable factor. Coming in a range of 2", 4" and 6" apertures. The REV Flex series feature 359° rotation, 30° tilt, and a variety of architectural illumination options.

All REV Flex configurations are Title 24 listed, and compatible with our proprietary high efficacy Archi-Color™ color changing technology W+RGB. Also features built-in Flicker-Free video recording with our VX™ Driver.



METEOR

meteor-lighting.com

SPECIFICATION

PROJECT NAME

DATE

CATALOG #

QUANTITY

The product configurator function on this page works only with the latest version of Chrome or Adobe Acrobat Reader.

<input type="text" value="RF6R"/>	MODEL	REV FLEX 6 RETROFIT		
<input type="text"/>	WATTAGE	30 30W 60P ^{1,2,3,4,5} 60W Prime	45 45 W	60 ^{1,2,3} 60W
<input type="text"/>	BEZEL TYPE	A Adjustable Bezel	F ⁶ Fixed Cut-off Bezel	W ⁷ Wallwash Bezel
<input type="text"/>	CCT / CRI	278 2700K / CRI 85 309 3000K / CRI 93 408 4000K / CRI 85	279 2700K / CRI 93 358 3500K / CRI 85 409 4000K / CRI 93	308 3000K / CRI 85 359 3500K / CRI 93
<input type="text"/>	VOLTAGE	120 120V	277 277V	
<input type="text"/>	DIMMING	NOD Non-Dimming DMXP DMX dims to 0.1% (Phoenix Connector)	SPV Superior 0-10V dims to 1%, dims to dark DMXR DMX dims to 0.1% (RJ45 Sockets)	TRC ⁸ Line-voltage phase control, dims to 1% DALI DALI dims to 1%
<input type="text"/>	TRIM TYPE	R Round SF ⁹ Square Flangeless	S Square	RF ⁹ Round Flangeless
<input type="text"/>	TRIM FINISH	BLK Matte Black	WHT Matte White	
<input type="text"/>	BEZEL FINISH	BLK Matte Black	WHT Matte White	SLV Matte Silver
<input type="text"/>	BEAM ANGLE	20 20°	35 35°	50 50°
<input type="text"/>	ACCESSORIES	HC ¹⁰ Hex Cell Louver	GR8 Goof Ring 8"	

¹ Option cannot be dimmed to off when used with SPV dimming

² Option is not compatible with TRC and DALI dimming

³ Option is not compatible with 20° beam angle option

⁴ Option is not compatible with F, W bezel types

⁵ Option is not compatible with S, SF trim types

⁶ Fixed Cut-off Bezel is not compatible with HC accessory

⁷ Wallwash bezel are always silver in color

⁸ Option is only compatible with 120V

⁹ Flangeless trims are always white in color

¹⁰ Please factor in change in lumen output of -25% with HC

TECHNICAL DETAILS**Electrical**

- 2,200 lm (30W), 3,060 lm (45W), 4,590 lm (60W)
7,220 lm (60W Prime)
- Power Input : Universal (120-277V)
- Operating Temperature : 14°F~104°F

LED Features

- Color Temperature : 2700K, 3000K, 3500K, 4000K
- CRI 85, CRI 93
- Long lasting LED luminaire tested under TM21 lumen maintenance L70 @ 100,000 Hrs

Optics

- Precision molded high transmittance clear PC lens
- Beam Angle : 20°, 35°, 50°

Advanced Dimming

- Proprietary VX Driver™ is incorporated to all dimming options for video flicker-free lighting
- Superior 0-10V : dims to 1%, dims to dark
- TRC : Line-voltage phase control: Dims to 1% (120V only)
- DMX : High resolution dims to 0.1% (Supports ANSI E1.20 RDM protocol)
- DALI : Logarithmic dims to 1%

Housing

- Aperture : Ø5.7"
- Height : 7.5"
- Weight : 4.4 lbs
- Ceiling Cutout : 6"
- Maximum Ceiling Thickness : 1.38"
- Material : High Pressure Die-Cast Aluminum, Glass, Aluminum Reflector
- Non-IC Rated, insulation must be kept >1ft from housing.
- Light engine, optics, and driver(s) accessible from below ceiling

Warranty

- 5-year limited warranty

Listing

- ETL
- CE
- FCC
- JA8 Title 24 Compliant

PERFORMANCE SUMMARY*

Delivered Lumens				
CCT/WATTAGE	2700K	3000K	3500K	4000K
30W	1,940lm	2,050lm	2,120lm	2,200lm
45W	2,680lm	2,830lm	2,940lm	3,060lm
60W	4,020lm	4,240lm	4,420lm	4,590lm
60W (Prime)	6,600lm	7,015lm	7,180lm	7,220lm

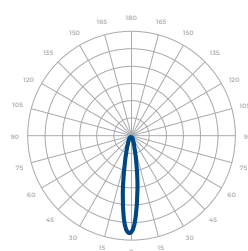
Current Consumption		
WATTAGE / VOLT	120V	277V
30W	0.25A	0.11A
40W	0.36A	0.16A
60W	0.5A	0.21A

*Beam Angle: 55° *Tolerance ±8%

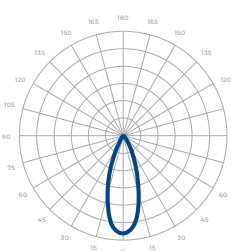
*For specifications requiring a CRI of 85, apply a 0.75 multiplier to the lumen output values listed.

PHOTOMETRICS

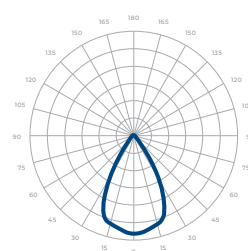
Below is a typical photometric representation of the Rev Flex 6 fixture. Please download IES files to ensure exact photometric value.



20°



35°



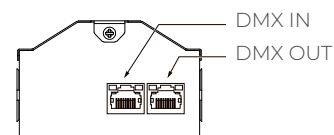
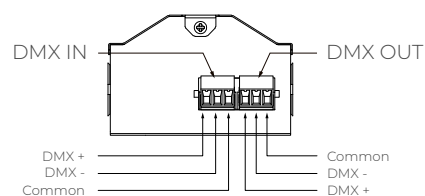
50°

DMX REQUIREMENTS

The REV Flex 6 fixture with DMX is a **single channel dmx** unit. When placing an order, please indicate DMX address. (The DMX address will be listed on the back of the fixture). Do not connect more than 32 fixtures per DMX daisy chain.

The fixture can be connected with RJ45 Socket or Phoenix Connector. DMX cables **are not** included; please refer to compatible DMX cabling list for more information. The final fixture on each daisy chain should be terminated by the use of a DMX terminator purchased from a 3rd party or from Meteor.

CONNECTION	RJ45 (CAT5e)	5-PIN XLR
Common	WHITE/BROWN(PIN7) & BROWN (PIN 8)	PIN 1
Signal -	ORANGE (PIN 2)	PIN 2
Signal +	WHITE/ORANGE (PIN 1)	PIN 3
Spare	-	PIN 4
Spare	-	PIN 5



**RJ45 Sockets****Phoenix Connector**

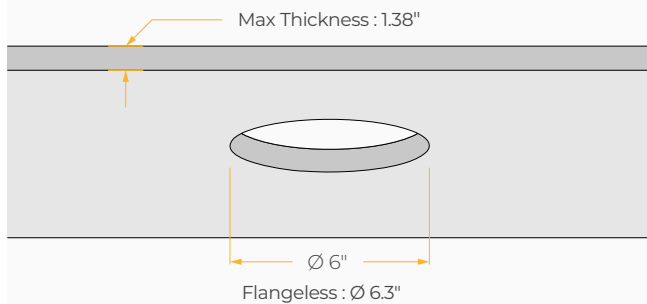
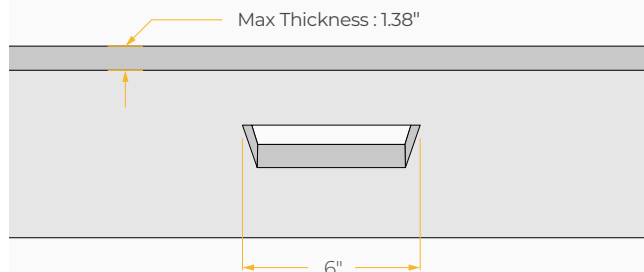
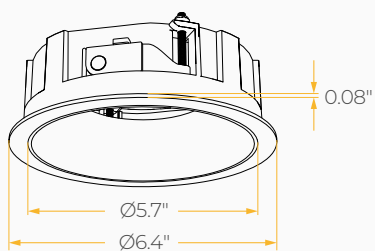
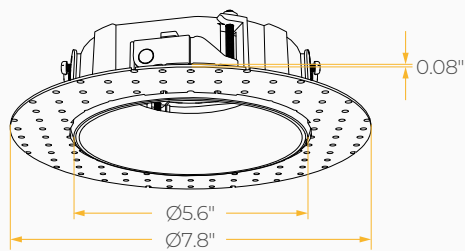
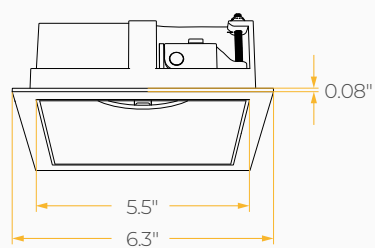
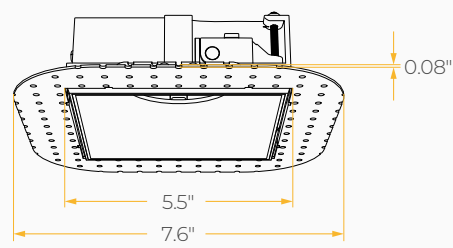
COMPATIBLE DMX CABLING LIST

DMX uses a cable consisting of two twisted pairs plus a shield to carry data. The cable must be specifically impedance matched for the digital DMX signal, meaning that microphone cable or other non-rated cable **must not be used to carry DMX**. Network cable (Cat5, 5e or 6 cable) may be used to carry DMX in an installation; however special consideration must be given to shielding and termination. Under no circumstances should solid core cable like Cat5 be terminated into a screw down connector.

Meteor recommends the use of Belden 9729 or Belden 9841 for DMX installation. Belden 9729/9841 is a shielded twisted pair cable, which allows for a spare pair for 'out and back' type terminations if needed.

TRIM TYPES

**Round Trim****Round Flangeless Trim****Square Trim****Square Flangeless Trim**

DIMENSIONS**Round Trim Cutout****Square Trim Cutout****Round Trim****Round Flangeless Trim****Square Trim****Square Flangeless Trim**

DIMENSIONS

