

VELA 6

HIGH PERFORMING CYLINDER
WITH SHROUD & DIFFUSER OPTIONS

Housing

Diameter : Ø6.4" | Height : 13.6" | Weight : 11.2 lbs

Material

Housing: High Pressure Die-Cast Aluminum Body, PC Shroud

Power Input

50W, 75W, 100W | 120-277V

Lumen Output

5,213 lm (50W), 7,821 lm (75W), 9,906 lm (100W)

Dimming

Standard 0-10V: Dims to 10%

Color Quality

CRI 85

Rated Life

> 100,000 Hours (L70)

Finish



Black



White

Color Temperature



3000K



3500K



4000K

Optics



80°

Mounting



Stem
Mount



Adjustable
Cable



Surface
Mount

Warranty

5 Year limited warranty

Listing



All The Performance You Need In One Family

New high performing 6-inch aperture cylinder with lumen output of 5,213 – 9,906 lm.

Available in Aluminum Shrouds, Polycarbonate Shrouds, Translucent Polycarbonate Diffuser or Clear Polycarbonate Diffuser options.

Suitable for general illumination in a wide variety of project applications.



METEOR

meteor-lighting.com

SPECIFICATION SHEET / OUTDOOR

VELA 6

HIGH PERFORMING CYLINDER
WITH SHROUD & DIFFUSER OPTIONS

METEOR

SPECIFICATION

PROJECT NAME

DATE

CATALOG #

QUANTITY

The product configurator function on this page works only with the latest version of Chrome or Adobe Acrobat Reader.

VA6	MODEL	VELA 6		
	WATTAGE	50 50W	75 75W	100 100W
	CCT / CRI	308 3000K / CRI 85	358 3500K / CRI 85	408 4000K / CRI 85
UNV	VOLTAGE	UNV 120 – 277V		
STV	DIMMING	STV 0-10V dims to 10%		
	TYPE	STD Standard Cylinder ALS22 Aluminum Shroud 22" PCS22 Polycarbonate Shroud 22"	ALS16 Aluminum Shroud 16" PCS16 Polycarbonate Shroud 16" TPD Translucent Polycarbonate Diffuser	ALS19 Aluminum Shroud 19" PCS19 Polycarbonate Shroud 19" CPD Clear Polycarbonate Diffuser
	FINISH ¹	BLK Black	WHT White	
	MOUNTING	SUM Surface Mount AD10 Adjustable Cable 10ft	ST2 Stem 2ft SAD10 Sloped Adjustable Cable 10ft	ST4 Stem 4ft
	ACCESSORIES	SPD ² Surge Protector CT ⁶ Conduit Mount	CON ^{3,4} Conical Lens	ADB ⁵ Aluminum Diffuser Band
	RATING	OUT ⁷ Outdoor Rating	NAT ⁸ Natatorium Rating	

[↻ CLEAR FORM](#)

¹ For image reference, see page 5. For special color requests, please contact your Meteor representative.

² Surge protector for up to 10KV. Applicable for unstable mains or facilities using high-power machineries

³ CON can only be paired with ALS, PCS Types

⁴ Please factor in -15% change in lumen output with conical lens

⁵ Diffuser band comes in the same color as the luminaire and is only available with PCS16

⁶ CT only compatible with ST and AD mounting types

⁷ Outdoor Rating: Coating and wiring will be changed to high UV resistant and corrosion resistant materials for long-term operation in outdoor environments

⁸ Natatorium Rating: Coating and sealant will be changed to high corrosion resistant materials to prevent damage from long-term exposure to chlorine vapors

TECHNICAL DETAILS**Electrical**

- 5,213 lm (50W), 7,821 lm (75W), 9,906 lm (100W)
- Power Input: Universal (120-277V)
- Operating Temperature: -13°F~112°F
- Surge Protection: Built-in is 4KV

LED Features

- Color Temperature: 3000K, 3500K, 4000K
- CRI ≥ 85
- Long lasting LED luminaire tested under TM21 lumen maintenance L70 @ 100,000 Hrs

Optics

- Beam Angle: 80°

Advanced Dimming

- Proprietary VX Driver™ is incorporated to all dimming options for video flicker-free lighting
- Standard 0-10V dims to 10%

Housing

- Diameter: Ø6.4"
- Material: High Pressure Die-Cast Aluminum, PC Shroud
- Height:
Standard - 13.6", Diffuser - 23.1"
Shroud 16" - 22.6"
Shroud 19" - 23.9"
Shroud 22" - 25.4"
- Weight:
Standard - 11.2 lbs, Diffuser - 12.6" lbs
Aluminum Shroud 16" - 14.1 lbs
Aluminum Shroud 19" - 18.1 lbs
Aluminum Shroud 22" - 21.4 lbs
Polycarbonate Shroud 16" - 13.2 lbs
Polycarbonate Shroud 19" - 16.3 lbs
Polycarbonate Shroud 22" - 18.3 lbs

Mounting

- Stem Mount 2ft or 4ft
- Adjustable Cable Mount 10ft
- Surface Mount
- Sloped Adjustable Cable Mount 10ft

Warranty

- 5-year limited warranty

Listing

- ETL Damp Location Listed
- FCC
- CE
- IP 65

DELIVERED LUMENS*

STD (Standard)			
CCT/WATTAGE	3000K	3500K	4000K
50W	4,914lm	5,057lm	5,213lm
75W	7,372lm	7,586lm	7,821lm
100W	9,338lm	9,609lm	9,906lm

*Tolerance ±8%

PCS (PC Shroud)			
CCT/WATTAGE	3000K	3500K	4000K
50W	5,587lm	5,749lm	5,927lm
75W	8,381lm	8,624lm	8,891lm
100W	10,614lm	10,923lm	11,261lm

*Tolerance ±8%

DELIVERED LUMENS*

ALS (Aluminum Shroud)			
CCT/WATTAGE	3000K	3500K	4000K
50W	5,070lm	5,221lm	5,382lm
75W	7,601lm	7,827lm	8,069lm
100W	9,628lm	9,915lm	10,221lm

* Tolerance $\pm 8\%$

TPD (Translucent Polycarbonate Diffuser)			
CCT/WATTAGE	3000K	3500K	4000K
50W	3,022lm	3,113lm	3,209lm
75W	4,578lm	4,717lm	4,862lm
100W	5,800lm	5,975lm	6,158lm

* Tolerance $\pm 8\%$

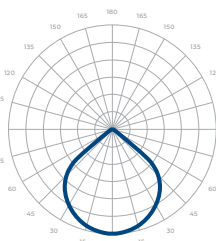
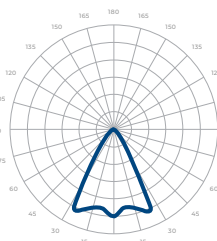
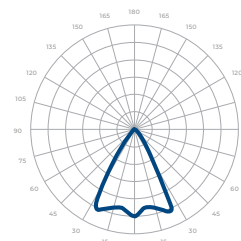
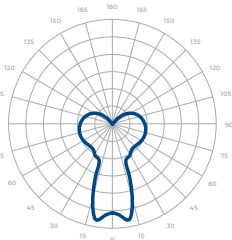
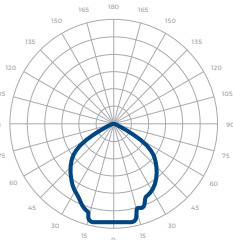
CPD (Clear Polycarbonate Diffuser)			
CCT/WATTAGE	3000K	3500K	4000K
50W	3,864lm	3,975lm	4,085lm
75W	5,854lm	6,022lm	6,189lm
100W	7,415lm	7,628lm	7,840lm

* Tolerance $\pm 8\%$

Current Consumption		
WATTAGE / VOLT	120V	277V
50W	0.46A	0.20A
75W	0.68A	0.30A
100W	0.92A	0.40A

* Tolerance $\pm 8\%$ **PHOTOMETRICS**

Below is a typical photometric representation of the Vela 6 fixture. Please download IES files to ensure exact photometric value.

**STD (STANDARD)****PCS (POLYCARBONATE SHROUD)****ALS (ALUMINUM SHROUD)****TPD (TRANSLUCENT
POLYCARBONATE DIFFUSER)****CPD (CLEAR POLYCARBONATE DIFFUSER)**

COLOR FINISH

Black Finish



White Finish



ACCESSORIES

Polycarbonate Shroud



Aluminum Shroud



Aluminum Diffuser Band



Aluminum Shroud
With Conical Lens

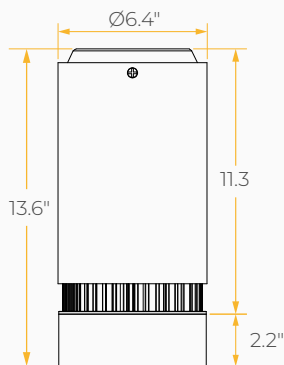
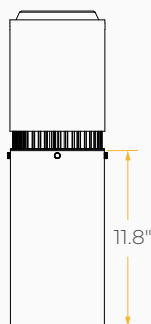
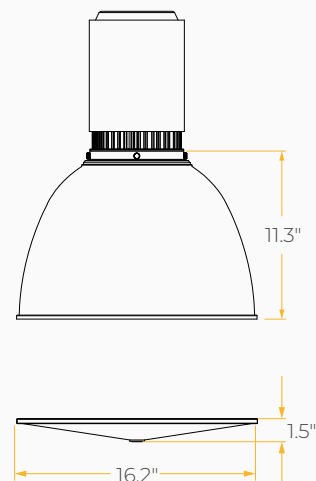
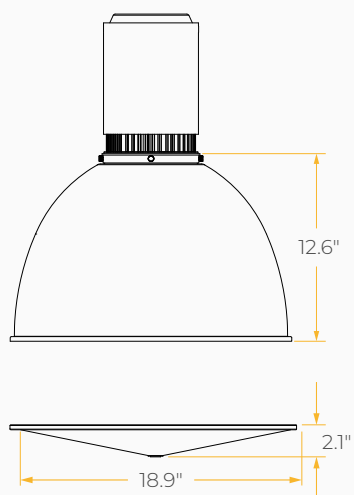
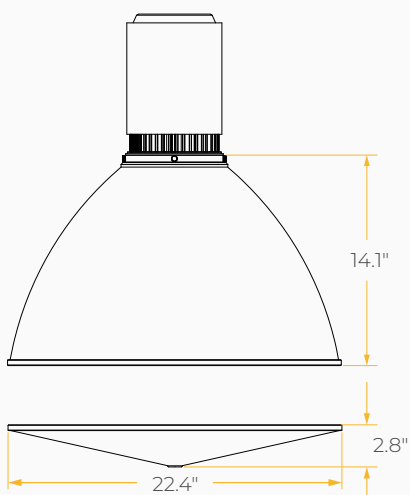


Clear Polycarbonate Diffuser



Translucent Polycarbonate Diffuser

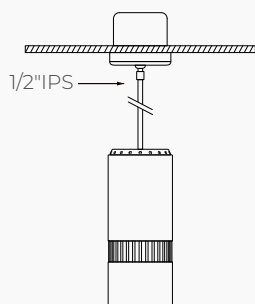


DIMENSIONS
Standard Cylinder

**Clear Polycarbonate Diffuser /
Translucent Polycarbonate Diffuser**

**Aluminum Shroud /
Polycarbonate Shroud 16"**

**Aluminum Shroud /
Polycarbonate Shroud 19"**

**Aluminum Shroud /
Polycarbonate Shroud 22"**


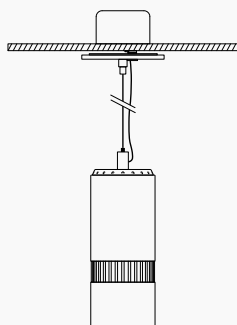
MOUNTING OPTIONS*

*Junction Box not included

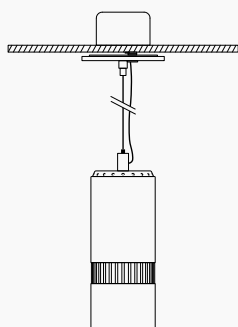
Stem Mount



Adjustable Cable Mount



Sloped Adjustable
Cable Mount



Surface Mount

